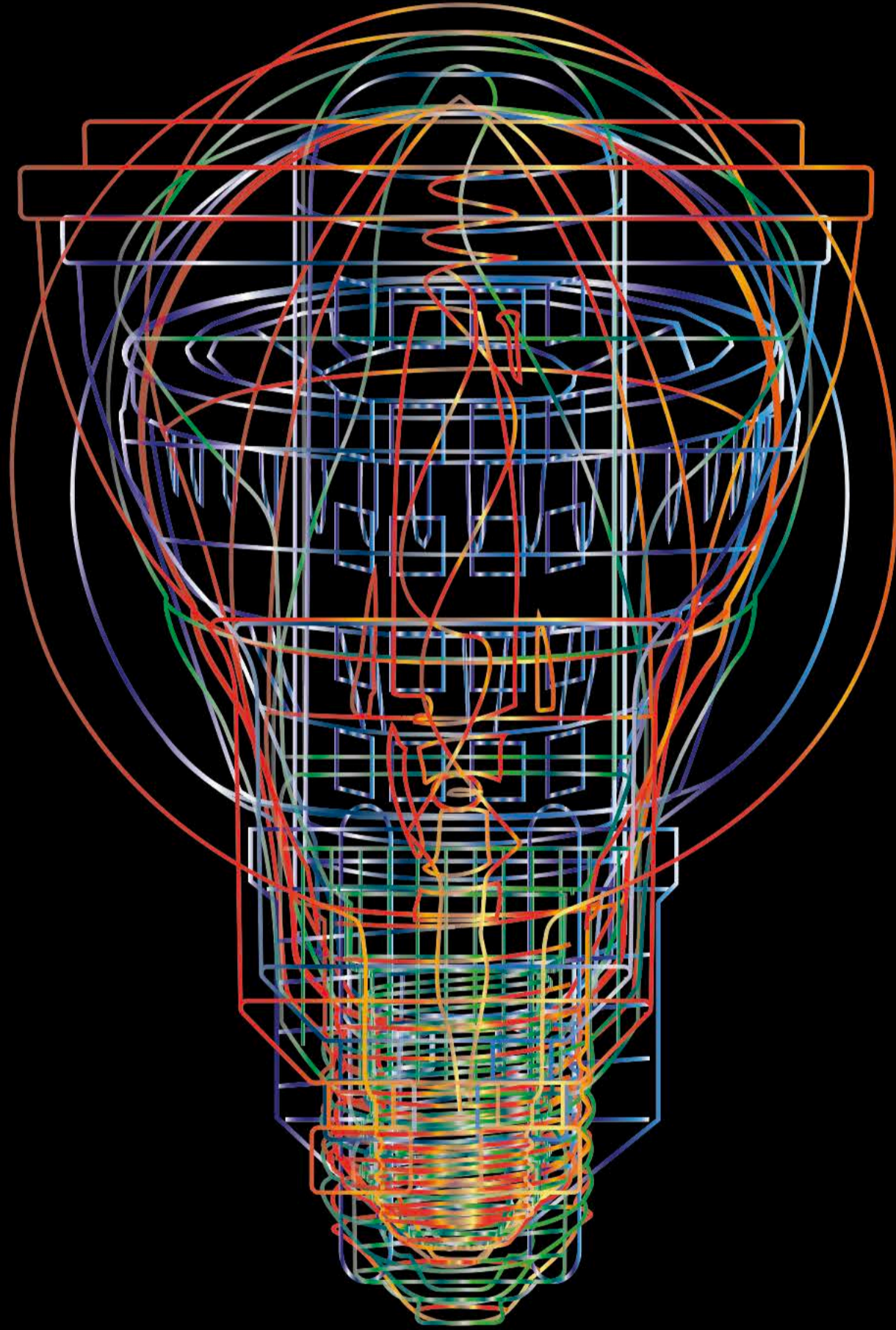



VIVIDIA  
B U L B S



CATALOGO  
2022-2023



**VIVIDA**  
B U L B S

luci da vivere



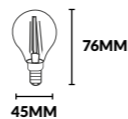
## Lampadine FILAMENT



|                                  |                   |
|----------------------------------|-------------------|
| Cod. articolo/Item code:         | <b>FIL10001.3</b> |
| Codice Ean/Barcode:              | 8059606148724     |
| Attacco/Fitting:                 | E14               |
| Potenza/Power:                   | 6W                |
| Equal Watt:                      | 60W               |
| <b>Colour Temperature:</b>       | <b>3000K</b>      |
| Luminosità/Lumen:                | 806 (360°)        |
| <b>Durata/Lifetime:</b>          | <b>20000</b>      |
| Fattore di potenza/Power Factor: | PF>0.5            |
| Dimensioni/Size:                 | 45x76MM           |
| Dimmerabile/Dimmable:            | NO                |
| Tensione/Voltage:                | 220-240V          |
| Frequenza/Operating Frequency:   | 50/60Hz           |
| Cri:                             | 83                |
| Classe Energetica/Energy Class:  | E                 |
| On/Off:                          | 0.5sec            |
| Accensioni/Switch:               | 10000             |




**806 (360°)**  
L U M E N



## Lampadine FILAMENT




|                                  |                   |
|----------------------------------|-------------------|
| Cod. articolo/Item code:         | <b>FIL10002.4</b> |
| Codice Ean/Barcode:              | 8059606148847     |
| Attacco/Fitting:                 | E14               |
| Potenza/Power:                   | 6W                |
| Equal Watt:                      | 63W               |
| <b>Colour Temperature:</b>       | <b>4000K</b>      |
| Luminosità/Lumen:                | 860 (360°)        |
| <b>Durata/Lifetime:</b>          | <b>20000</b>      |
| Fattore di potenza/Power Factor: | PF>0.5            |
| Dimensioni/Size:                 | 35x98MM           |
| Dimmerabile/Dimmable:            | NO                |
| Tensione/Voltage:                | 220-240V          |
| Frequenza/Operating Frequency:   | 50/60Hz           |
| Cri:                             | 83                |
| Classe Energetica/Energy Class:  | D                 |
| On/Off:                          | 0.5sec            |
| Accensioni/Switch:               | 10000             |



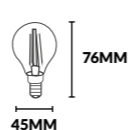
**860 (360°)**  
L U M E N



|                                  |                   |
|----------------------------------|-------------------|
| Cod. articolo/Item code:         | <b>FIL10001.4</b> |
| Codice Ean/Barcode:              | 8059606148755     |
| Attacco/Fitting:                 | E14               |
| Potenza/Power:                   | 6W                |
| Equal Watt:                      | 63W               |
| <b>Colour Temperature:</b>       | <b>4000K</b>      |
| Luminosità/Lumen:                | 860 (360°)        |
| <b>Durata/Lifetime:</b>          | <b>20000</b>      |
| Fattore di potenza/Power Factor: | PF>0.5            |
| Dimensioni/Size:                 | 45x76MM           |
| Dimmerabile/Dimmable:            | NO                |
| Tensione/Voltage:                | 220-240V          |
| Frequenza/Operating Frequency:   | 50/60Hz           |
| Cri:                             | 82                |
| Classe Energetica/Energy Class:  | D                 |
| On/Off:                          | 0.5sec            |
| Accensioni/Switch:               | 10000             |



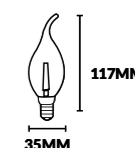
**860 (360°)**  
L U M E N



|                                  |                   |
|----------------------------------|-------------------|
| Cod. articolo/Item code:         | <b>FIL10003.3</b> |
| Codice Ean/Barcode:              | 8059606148939     |
| Attacco/Fitting:                 | E14               |
| Potenza/Power:                   | 6W                |
| Equal Watt:                      | 60W               |
| <b>Colour Temperature:</b>       | <b>3000K</b>      |
| Luminosità/Lumen:                | 806 (360°)        |
| <b>Durata/Lifetime:</b>          | <b>20000</b>      |
| Fattore di potenza/Power Factor: | PF>0.5            |
| Dimensioni/Size:                 | 35x117MM          |
| Dimmerabile/Dimmable:            | NO                |
| Tensione/Voltage:                | 220-240V          |
| Frequenza/Operating Frequency:   | 50/60Hz           |
| Cri:                             | 82                |
| Classe Energetica/Energy Class:  | E                 |
| On/Off:                          | 0.5sec            |
| Accensioni/Switch:               | 10000             |



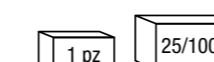
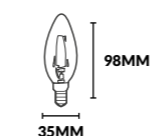
**806 (360°)**  
L U M E N




|                                  |                   |
|----------------------------------|-------------------|
| Cod. articolo/Item code:         | <b>FIL10002.3</b> |
| Codice Ean/Barcode:              | 8059606148816     |
| Attacco/Fitting:                 | E14               |
| Potenza/Power:                   | 6W                |
| Equal Watt:                      | 60W               |
| <b>Colour Temperature:</b>       | <b>3000K</b>      |
| Luminosità/Lumen:                | 806 (360°)        |
| <b>Durata/Lifetime:</b>          | <b>20000</b>      |
| Fattore di potenza/Power Factor: | PF>0.5            |
| Dimensioni/Size:                 | 35x98MM           |
| Dimmerabile/Dimmable:            | NO                |
| Tensione/Voltage:                | 220-240V          |
| Frequenza/Operating Frequency:   | 50/60Hz           |
| Cri:                             | 82                |
| Classe Energetica/Energy Class:  | E                 |
| On/Off:                          | 0.5sec            |
| Accensioni/Switch:               | 10000             |



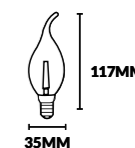
**806 (360°)**  
L U M E N



|                                  |                   |
|----------------------------------|-------------------|
| Cod. articolo/Item code:         | <b>FIL10003.4</b> |
| Codice Ean/Barcode:              | 8059606148960     |
| Attacco/Fitting:                 | E14               |
| Potenza/Power:                   | 6W                |
| Equal Watt:                      | 63W               |
| <b>Colour Temperature:</b>       | <b>4000K</b>      |
| Luminosità/Lumen:                | 860 (360°)        |
| <b>Durata/Lifetime:</b>          | <b>20000</b>      |
| Fattore di potenza/Power Factor: | PF>0.5            |
| Dimensioni/Size:                 | 35x117MM          |
| Dimmerabile/Dimmable:            | NO                |
| Tensione/Voltage:                | 220-240V          |
| Frequenza/Operating Frequency:   | 50/60Hz           |
| Cri:                             | 82                |
| Classe Energetica/Energy Class:  | D                 |
| On/Off:                          | 0.5sec            |
| Accensioni/Switch:               | 10000             |



**860 (360°)**  
L U M E N



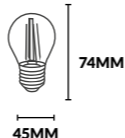
## Lampadine FILAMENT



|                                  |                   |
|----------------------------------|-------------------|
| Cod. articolo/Item code:         | <b>FIL20005.3</b> |
| Codice Ean/Barcode:              | 8059606149059     |
| Attacco/Fitting:                 | E27               |
| Potenza/Power:                   | 6W                |
| Equal Watt:                      | 60W               |
| <b>Colour Temperature:</b>       | <b>3000K</b>      |
| Luminosità/Lumen:                | 806 (360°)        |
| <b>Durata/Lifetime:</b>          | <b>20000</b>      |
| Fattore di potenza/Power Factor: | PF>0.5            |
| Dimensioni/Size:                 | 45x74MM           |
| Dimmerabile/Dimmable:            | NO                |
| Tensione/Voltage:                | 220-240V          |
| Frequenza/Operating Frequency:   | 50/60Hz           |
| Cri:                             | 83                |
| Classe Energetica/Energy Class:  | E                 |
| On/Off:                          | 0.5sec            |
| Accensioni/Switch:               | 10000             |



**806 (360°)**  
L U M E N



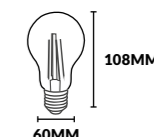
## Lampadine FILAMENT



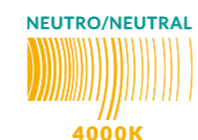
|                                  |                   |
|----------------------------------|-------------------|
| Cod. articolo/Item code:         | <b>FIL20006.3</b> |
| Codice Ean/Barcode:              | 8059606146423     |
| Attacco/Fitting:                 | E27               |
| Potenza/Power:                   | 4W                |
| Equal Watt:                      | 40W               |
| <b>Colour Temperature:</b>       | <b>3000K</b>      |
| Luminosità/Lumen:                | 470 (360°)        |
| <b>Durata/Lifetime:</b>          | <b>20000</b>      |
| Fattore di potenza/Power Factor: | PF>0.5            |
| Dimensioni/Size:                 | 60x108MM          |
| Dimmerabile/Dimmable:            | NO                |
| Tensione/Voltage:                | 220-240V          |
| Frequenza/Operating Frequency:   | 50/60Hz           |
| Cri:                             | 83                |
| Classe Energetica/Energy Class:  | E                 |
| On/Off:                          | 0.5sec            |
| Accensioni/Switch:               | 10000             |



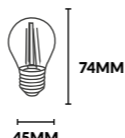
**470 (360°)**  
L U M E N




|                                  |                   |
|----------------------------------|-------------------|
| Cod. articolo/Item code:         | <b>FIL20005.4</b> |
| Codice Ean/Barcode:              | 8059606149080     |
| Attacco/Fitting:                 | E27               |
| Potenza/Power:                   | 6W                |
| Equal Watt:                      | 63W               |
| <b>Colour Temperature:</b>       | <b>4000K</b>      |
| Luminosità/Lumen:                | 860 (360°)        |
| <b>Durata/Lifetime:</b>          | <b>20000</b>      |
| Fattore di potenza/Power Factor: | PF>0.5            |
| Dimensioni/Size:                 | 45x74MM           |
| Dimmerabile/Dimmable:            | NO                |
| Tensione/Voltage:                | 220-240V          |
| Frequenza/Operating Frequency:   | 50/60Hz           |
| Cri:                             | 82                |
| Classe Energetica/Energy Class:  | D                 |
| On/Off:                          | 0.5sec            |
| Accensioni/Switch:               | 10000             |



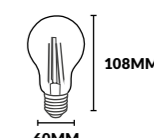
**860 (360°)**  
L U M E N



|                                  |                   |
|----------------------------------|-------------------|
| Cod. articolo/Item code:         | <b>FIL20006.4</b> |
| Codice Ean/Barcode:              | 8059606146485     |
| Attacco/Fitting:                 | E27               |
| Potenza/Power:                   | 4W                |
| Equal Watt:                      | 42W               |
| <b>Colour Temperature:</b>       | <b>4000K</b>      |
| Luminosità/Lumen:                | 500 (360°)        |
| <b>Durata/Lifetime:</b>          | <b>20000</b>      |
| Fattore di potenza/Power Factor: | PF>0.5            |
| Dimensioni/Size:                 | 60x108MM          |
| Dimmerabile/Dimmable:            | NO                |
| Tensione/Voltage:                | 220-240V          |
| Frequenza/Operating Frequency:   | 50/60Hz           |
| Cri:                             | 82                |
| Classe Energetica/Energy Class:  | E                 |
| On/Off:                          | 0.5sec            |
| Accensioni/Switch:               | 10000             |



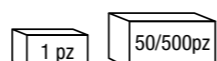
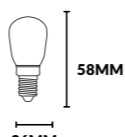
**500 (360°)**  
L U M E N



|                                  |                   |
|----------------------------------|-------------------|
| Cod. articolo/Item code:         | <b>FIL10004.3</b> |
| Codice Ean/Barcode:              | 8059606149028     |
| Attacco/Fitting:                 | E14               |
| Potenza/Power:                   | 3W                |
| Equal Watt:                      | 35W               |
| <b>Colour Temperature:</b>       | <b>3000K</b>      |
| Luminosità/Lumen:                | 330 (360°)        |
| <b>Durata/Lifetime:</b>          | <b>15000</b>      |
| Fattore di potenza/Power Factor: | PF>0.4            |
| Dimensioni/Size:                 | 26x58MM           |
| Dimmerabile/Dimmable:            | NO                |
| Tensione/Voltage:                | 220-240V          |
| Frequenza/Operating Frequency:   | 50/60Hz           |
| Cri:                             | 83                |
| Classe Energetica/Energy Class:  | E                 |
| On/Off:                          | 0.5sec            |
| Accensioni/Switch:               | 7500              |



**330 (360°)**  
L U M E N



Per frigoriferi






## Lampadine FILAMENT



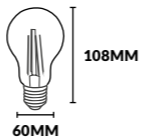
|                                  |                   |
|----------------------------------|-------------------|
| Cod. articolo/Item code:         | <b>FIL20007.3</b> |
| Codice Ean/Barcode:              | 8059606146454     |
| Attacco/Fitting:                 | E27               |
| Potenza/Power:                   | 8W                |
| Equal Watt:                      | 77W               |
| <b>Colour Temperature:</b>       | <b>3000K</b>      |
| Luminosità/Lumen:                | 1100 (360°)       |
| <b>Durata/Lifetime:</b>          | <b>20000</b>      |
| Fattore di potenza/Power Factor: | PF>0.5            |
| Dimensioni/Size:                 | 60x108MM          |
| Dimmerabile/Dimmable:            | NO                |
| Tensione/Voltage:                | 220-240V          |
| Frequenza/Operating Frequency:   | 50/60Hz           |
| Cri:                             | 83                |
| Classe Energetica/Energy Class:  | D                 |
| On/Off:                          | 0.5sec            |
| Accensioni/Switch:               | 10000             |



3000K




**1100 (360°)**  
L U M E N



## Lampadine FILAMENT



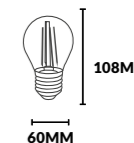
|                                  |                   |
|----------------------------------|-------------------|
| Cod. articolo/Item code:         | <b>FIL20008.4</b> |
| Codice Ean/Barcode:              | 8059606146393     |
| Attacco/Fitting:                 | E27               |
| Potenza/Power:                   | 11W               |
| Equal Watt:                      | 102W              |
| <b>Colour Temperature:</b>       | <b>4000K</b>      |
| Luminosità/Lumen:                | 1550 (360°)       |
| <b>Durata/Lifetime:</b>          | <b>20000</b>      |
| Fattore di potenza/Power Factor: | PF>0.5            |
| Dimensioni/Size:                 | 60x108MM          |
| Dimmerabile/Dimmable:            | NO                |
| Tensione/Voltage:                | 220-240V          |
| Frequenza/Operating Frequency:   | 50/60Hz           |
| Cri:                             | 82                |
| Classe Energetica/Energy Class:  | D                 |
| On/Off:                          | 0.5sec            |
| Accensioni/Switch:               | 10000             |




4000K



**1550 (360°)**  
L U M E N



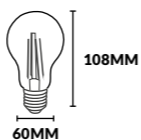
|                                  |                   |
|----------------------------------|-------------------|
| Cod. articolo/Item code:         | <b>FIL20007.4</b> |
| Codice Ean/Barcode:              | 8059606146515     |
| Attacco/Fitting:                 | E27               |
| Potenza/Power:                   | 8W                |
| Equal Watt:                      | 80W               |
| <b>Colour Temperature:</b>       | <b>4000K</b>      |
| Luminosità/Lumen:                | 1150 (360°)       |
| <b>Durata/Lifetime:</b>          | <b>20000</b>      |
| Fattore di potenza/Power Factor: | PF>0.5            |
| Dimensioni/Size:                 | 60x108MM          |
| Dimmerabile/Dimmable:            | NO                |
| Tensione/Voltage:                | 220-240V          |
| Frequenza/Operating Frequency:   | 50/60Hz           |
| Cri:                             | 83                |
| Classe Energetica/Energy Class:  | D                 |
| On/Off:                          | 0.5sec            |
| Accensioni/Switch:               | 10000             |



4000K



**1150 (360°)**  
L U M E N



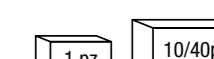
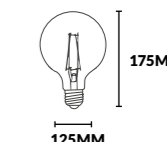
|                                  |                   |
|----------------------------------|-------------------|
| Cod. articolo/Item code:         | <b>FIL20009.3</b> |
| Codice Ean/Barcode:              | 8059606149233     |
| Attacco/Fitting:                 | E27               |
| Potenza/Power:                   | 4W                |
| Equal Watt:                      | 36W               |
| <b>Colour Temperature:</b>       | <b>3000K</b>      |
| Luminosità/Lumen:                | 450 (360°)        |
| <b>Durata/Lifetime:</b>          | <b>15000</b>      |
| Fattore di potenza/Power Factor: | PF>0.5            |
| Dimensioni/Size:                 | 125x175MM         |
| Dimmerabile/Dimmable:            | NO                |
| Tensione/Voltage:                | 220-240V          |
| Frequenza/Operating Frequency:   | 50/60Hz           |
| Cri:                             | 80                |
| Classe Energetica/Energy Class:  | E                 |
| On/Off:                          | 0.5sec            |
| Accensioni/Switch:               | 7500              |



3000K



**450 (360°)**  
L U M E N



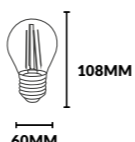
|                                  |                   |
|----------------------------------|-------------------|
| Cod. articolo/Item code:         | <b>FIL20008.3</b> |
| Codice Ean/Barcode:              | 8059606146362     |
| Attacco/Fitting:                 | E27               |
| Potenza/Power:                   | 11W               |
| Equal Watt:                      | 100W              |
| <b>Colour Temperature:</b>       | <b>3000K</b>      |
| Luminosità/Lumen:                | 1521 (360°)       |
| <b>Durata/Lifetime:</b>          | <b>20000</b>      |
| Fattore di potenza/Power Factor: | PF>0.5            |
| Dimensioni/Size:                 | 60x108MM          |
| Dimmerabile/Dimmable:            | NO                |
| Tensione/Voltage:                | 220-240V          |
| Frequenza/Operating Frequency:   | 50/60Hz           |
| Cri:                             | 82                |
| Classe Energetica/Energy Class:  | D                 |
| On/Off:                          | 0.5sec            |
| Accensioni/Switch:               | 10000             |




3000K



**1521 (360°)**  
L U M E N



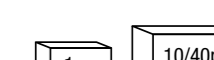
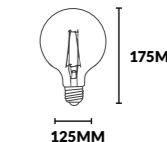
|                                  |                   |
|----------------------------------|-------------------|
| Cod. articolo/Item code:         | <b>FIL20009.4</b> |
| Codice Ean/Barcode:              | 8059606149264     |
| Attacco/Fitting:                 | E27               |
| Potenza/Power:                   | 4W                |
| Equal Watt:                      | 37W               |
| <b>Colour Temperature:</b>       | <b>4000K</b>      |
| Luminosità/Lumen:                | 470 (360°)        |
| <b>Durata/Lifetime:</b>          | <b>15000</b>      |
| Fattore di potenza/Power Factor: | PF>0.5            |
| Dimensioni/Size:                 | 125x175MM         |
| Dimmerabile/Dimmable:            | NO                |
| Tensione/Voltage:                | 220-240V          |
| Frequenza/Operating Frequency:   | 50/60Hz           |
| Cri:                             | 80                |
| Classe Energetica/Energy Class:  | E                 |
| On/Off:                          | 0.5sec            |
| Accensioni/Switch:               | 7500              |



4000K



**470 (360°)**  
L U M E N



## Lampadine FILAMENT



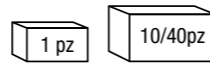
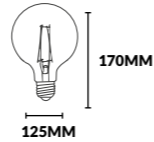
|                                  |                   |
|----------------------------------|-------------------|
| <b>Cod. articolo/Item code:</b>  | <b>FIL20010.3</b> |
| Codice Ean/Barcode:              | 8059606146546     |
| Attacco/Fitting:                 | E27               |
| Potenza/Power:                   | 8W                |
| Equal Watt:                      | 77W               |
| <b>Colour Temperature:</b>       | <b>3000K</b>      |
| Luminosità/Lumen:                | 1100 (360°)       |
| <b>Durata/Lifetime:</b>          | <b>20000</b>      |
| Fattore di potenza/Power Factor: | PF>0.5            |
| Dimensioni/Size:                 | 125x170MM         |
| Dimmerabile/Dimmable:            | NO                |
| Tensione/Voltage:                | 220-240V          |
| Frequenza/Operating Frequency:   | 50/60Hz           |
| Cri:                             | 82                |
| Classe Energetica/Energy Class:  | D                 |
| On/Off:                          | 0.5sec            |
| Accensioni/Switch:               | 10000             |



3000K




**1100 (360°)**  
**LUMEN**



## Lampadine FILAMENT



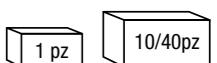
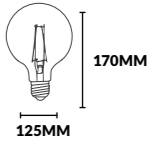
|                                  |                   |
|----------------------------------|-------------------|
| <b>Cod. articolo/Item code:</b>  | <b>FIL20011.4</b> |
| Codice Ean/Barcode:              | 8059606149417     |
| Attacco/Fitting:                 | E27               |
| Potenza/Power:                   | 11W               |
| Equal Watt:                      | 102W              |
| <b>Colour Temperature:</b>       | <b>4000K</b>      |
| Luminosità/Lumen:                | 1550 (360°)       |
| <b>Durata/Lifetime:</b>          | <b>20000</b>      |
| Fattore di potenza/Power Factor: | PF>0.5            |
| Dimensioni/Size:                 | 125x170MM         |
| Dimmerabile/Dimmable:            | NO                |
| Tensione/Voltage:                | 220-240V          |
| Frequenza/Operating Frequency:   | 50/60Hz           |
| Cri:                             | 82                |
| Classe Energetica/Energy Class:  | D                 |
| On/Off:                          | 0.5sec            |
| Accensioni/Switch:               | 10000             |



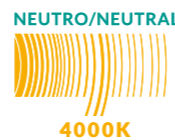
4000K



**1550 (360°)**  
**LUMEN**



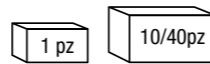
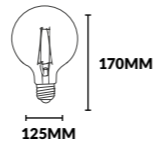
|                                  |                   |
|----------------------------------|-------------------|
| <b>Cod. articolo/Item code:</b>  | <b>FIL20010.4</b> |
| Codice Ean/Barcode:              | 8059606149325     |
| Attacco/Fitting:                 | E27               |
| Potenza/Power:                   | 8W                |
| Equal Watt:                      | 80W               |
| <b>Colour Temperature:</b>       | <b>4000K</b>      |
| Luminosità/Lumen:                | 1150 (360°)       |
| <b>Durata/Lifetime:</b>          | <b>20000</b>      |
| Fattore di potenza/Power Factor: | PF>0.5            |
| Dimensioni/Size:                 | 125x170MM         |
| Dimmerabile/Dimmable:            | NO                |
| Tensione/Voltage:                | 220-240V          |
| Frequenza/Operating Frequency:   | 50/60Hz           |
| Cri:                             | 82                |
| Classe Energetica/Energy Class:  | D                 |
| On/Off:                          | 0.5sec            |
| Accensioni/Switch:               | 10000             |



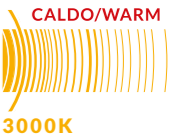
4000K



**1150 (360°)**  
**LUMEN**



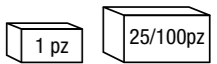
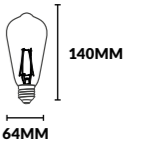
|                                  |                   |
|----------------------------------|-------------------|
| <b>Cod. articolo/Item code:</b>  | <b>FIL20013.3</b> |
| Codice Ean/Barcode:              | 8059606147505     |
| Attacco/Fitting:                 | E27               |
| Potenza/Power:                   | 8W                |
| Equal Watt:                      | 77W               |
| <b>Colour Temperature:</b>       | <b>3000K</b>      |
| Luminosità/Lumen:                | 1100 (360°)       |
| <b>Durata/Lifetime:</b>          | <b>20000</b>      |
| Fattore di potenza/Power Factor: | PF>0.5            |
| Dimensioni/Size:                 | 64x140MM          |
| Dimmerabile/Dimmable:            | NO                |
| Tensione/Voltage:                | 220-240V          |
| Frequenza/Operating Frequency:   | 50/60Hz           |
| Cri:                             | 83                |
| Classe Energetica/Energy Class:  | D                 |
| On/Off:                          | 0.5sec            |
| Accensioni/Switch:               | 10000             |



3000K



**1100 (360°)**  
**LUMEN**



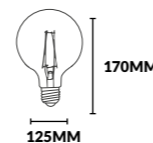
|                                  |                   |
|----------------------------------|-------------------|
| <b>Cod. articolo/Item code:</b>  | <b>FIL20011.3</b> |
| Codice Ean/Barcode:              | 8059606149387     |
| Attacco/Fitting:                 | E27               |
| Potenza/Power:                   | 11W               |
| Equal Watt:                      | 100W              |
| <b>Colour Temperature:</b>       | <b>3000K</b>      |
| Luminosità/Lumen:                | 1521 (360°)       |
| <b>Durata/Lifetime:</b>          | <b>20000</b>      |
| Fattore di potenza/Power Factor: | PF>0.5            |
| Dimensioni/Size:                 | 125x170MM         |
| Dimmerabile/Dimmable:            | NO                |
| Tensione/Voltage:                | 220-240V          |
| Frequenza/Operating Frequency:   | 50/60Hz           |
| Cri:                             | 82                |
| Classe Energetica/Energy Class:  | D                 |
| On/Off:                          | 0.5sec            |
| Accensioni/Switch:               | 10000             |




3000K



**1521 (360°)**  
**LUMEN**



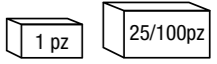
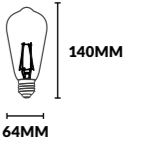
|                                  |                   |
|----------------------------------|-------------------|
| <b>Cod. articolo/Item code:</b>  | <b>FIL20013.4</b> |
| Codice Ean/Barcode:              | 8059606149561     |
| Attacco/Fitting:                 | E27               |
| Potenza/Power:                   | 8W                |
| Equal Watt:                      | 80W               |
| <b>Colour Temperature:</b>       | <b>4000K</b>      |
| Luminosità/Lumen:                | 1150 (360°)       |
| <b>Durata/Lifetime:</b>          | <b>20000</b>      |
| Fattore di potenza/Power Factor: | PF>0.5            |
| Dimensioni/Size:                 | 64x140MM          |
| Dimmerabile/Dimmable:            | NO                |
| Tensione/Voltage:                | 220-240V          |
| Frequenza/Operating Frequency:   | 50/60Hz           |
| Cri:                             | 83                |
| Classe Energetica/Energy Class:  | D                 |
| On/Off:                          | 0.5sec            |
| Accensioni/Switch:               | 10000             |



4000K



**1150 (360°)**  
**LUMEN**





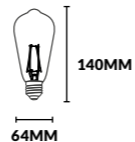
## Lampadine FILAMENT



|                                  |                   |
|----------------------------------|-------------------|
| Cod. articolo/Item code:         | <b>FIL20014.3</b> |
| Codice Ean/Barcode:              | 8059606146157     |
| Attacco/Fitting:                 | E27               |
| Potenza/Power:                   | 11W               |
| Equal Watt:                      | 100W              |
| <b>Colour Temperature:</b>       | <b>3000K</b>      |
| Luminosità/Lumen:                | 1521 (360°)       |
| <b>Durata/Lifetime:</b>          | <b>20000</b>      |
| Fattore di potenza/Power Factor: | PF>0.5            |
| Dimensioni/Size:                 | 64x140MM          |
| Dimmerabile/Dimmable:            | NO                |
| Tensione/Voltage:                | 220-240V          |
| Frequenza/Operating Frequency:   | 50/60Hz           |
| Cri:                             | 82                |
| Classe Energetica/Energy Class:  | D                 |
| On/Off:                          | 0.5sec            |
| Accensioni/Switch:               | 10000             |




**1521 (360°)**  
LUMEN



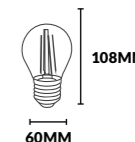
## Lampadine FILAMENT




|                                  |                     |
|----------------------------------|---------------------|
| Cod. articolo/Item code:         | <b>FIL20015.4X3</b> |
| Codice Ean/Barcode:              | 8057506770038       |
| Attacco/Fitting:                 | E27                 |
| Potenza/Power:                   | 9W                  |
| Equal Watt:                      | 88W                 |
| <b>Colour Temperature:</b>       | <b>4000K</b>        |
| Luminosità/Lumen:                | 1300 (360°)         |
| <b>Durata/Lifetime:</b>          | <b>20000</b>        |
| Fattore di potenza/Power Factor: | PF>0.5              |
| Dimensioni/Size:                 | 60x108MM            |
| Dimmerabile/Dimmable:            | NO                  |
| Tensione/Voltage:                | 220-240V            |
| Frequenza/Operating Frequency:   | 50/60Hz             |
| Cri:                             | 84                  |
| Classe Energetica/Energy Class:  | D                   |
| On/Off:                          | 0.5sec              |
| Accensioni/Switch:               | 10000               |



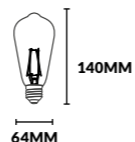
**1300 (360°)**  
LUMEN



|                                  |                   |
|----------------------------------|-------------------|
| Cod. articolo/Item code:         | <b>FIL20014.4</b> |
| Codice Ean/Barcode:              | 8059606147086     |
| Attacco/Fitting:                 | E27               |
| Potenza/Power:                   | 11W               |
| Equal Watt:                      | 102W              |
| <b>Colour Temperature:</b>       | <b>4000K</b>      |
| Luminosità/Lumen:                | 1550 (360°)       |
| <b>Durata/Lifetime:</b>          | <b>20000</b>      |
| Fattore di potenza/Power Factor: | PF>0.5            |
| Dimensioni/Size:                 | 64x140MM          |
| Dimmerabile/Dimmable:            | NO                |
| Tensione/Voltage:                | 220-240V          |
| Frequenza/Operating Frequency:   | 50/60Hz           |
| Cri:                             | 82                |
| Classe Energetica/Energy Class:  | D                 |
| On/Off:                          | 0.5sec            |
| Accensioni/Switch:               | 10000             |



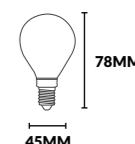
**1550 (360°)**  
LUMEN



|                                  |                   |
|----------------------------------|-------------------|
| Cod. articolo/Item code:         | <b>FIM10001.3</b> |
| Codice Ean/Barcode:              | 8057506770090     |
| Attacco/Fitting:                 | E14               |
| Potenza/Power:                   | 6W                |
| Equal Watt:                      | 60W               |
| <b>Colour Temperature:</b>       | <b>3000K</b>      |
| Luminosità/Lumen:                | 806 (360°)        |
| <b>Durata/Lifetime:</b>          | <b>20000</b>      |
| Fattore di potenza/Power Factor: | PF>0.5            |
| Dimensioni/Size:                 | 45x78MM           |
| Dimmerabile/Dimmable:            | NO                |
| Tensione/Voltage:                | 220-240V          |
| Frequenza/Operating Frequency:   | 50/60Hz           |
| Cri:                             | 83                |
| Classe Energetica/Energy Class:  | E                 |
| On/Off:                          | 0.5sec            |
| Accensioni/Switch:               | 10000             |



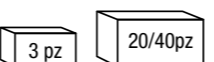
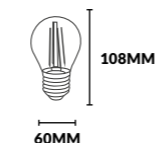
**806 (360°)**  
LUMEN



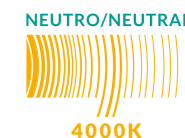
|                                  |                     |
|----------------------------------|---------------------|
| Cod. articolo/Item code:         | <b>FIL20015.3X3</b> |
| Codice Ean/Barcode:              | 8057506770021       |
| Attacco/Fitting:                 | E27                 |
| Potenza/Power:                   | 9W                  |
| Equal Watt:                      | 85W                 |
| <b>Colour Temperature:</b>       | <b>3000K</b>        |
| Luminosità/Lumen:                | 1250 (360°)         |
| <b>Durata/Lifetime:</b>          | <b>20000</b>        |
| Fattore di potenza/Power Factor: | PF>0.5              |
| Dimensioni/Size:                 | 60x108MM            |
| Dimmerabile/Dimmable:            | NO                  |
| Tensione/Voltage:                | 220-240V            |
| Frequenza/Operating Frequency:   | 50/60Hz             |
| Cri:                             | 82                  |
| Classe Energetica/Energy Class:  | D                   |
| On/Off:                          | 0.5sec              |
| Accensioni/Switch:               | 10000               |



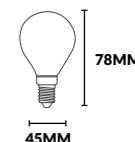
**1250 (360°)**  
LUMEN



|                                  |                   |
|----------------------------------|-------------------|
| Cod. articolo/Item code:         | <b>FIM10001.4</b> |
| Codice Ean/Barcode:              | 8057506770120     |
| Attacco/Fitting:                 | E14               |
| Potenza/Power:                   | 6W                |
| Equal Watt:                      | 63W               |
| <b>Colour Temperature:</b>       | <b>4000K</b>      |
| Luminosità/Lumen:                | 860 (360°)        |
| <b>Durata/Lifetime:</b>          | <b>20000</b>      |
| Fattore di potenza/Power Factor: | PF>0.5            |
| Dimensioni/Size:                 | 45x78MM           |
| Dimmerabile/Dimmable:            | NO                |
| Tensione/Voltage:                | 220-240V          |
| Frequenza/Operating Frequency:   | 50/60Hz           |
| Cri:                             | 82                |
| Classe Energetica/Energy Class:  | D                 |
| On/Off:                          | 0.5sec            |
| Accensioni/Switch:               | 10000             |



**860 (360°)**  
LUMEN



## Lampadine MILKY



|                                  |                   |
|----------------------------------|-------------------|
| Cod. articolo/Item code:         | <b>FIM10002.3</b> |
| Codice Ean/Barcode:              | 8057506770151     |
| Attacco/Fitting:                 | E14               |
| Potenza/Power:                   | 6W                |
| Equal Watt:                      | 60W               |
| <b>Colour Temperature:</b>       | <b>3000K</b>      |
| Luminosità/Lumen:                | 806 (360°)        |
| <b>Durata/Lifetime:</b>          | <b>20000</b>      |
| Fattore di potenza/Power Factor: | PF>0.5            |
| Dimensioni/Size:                 | 35x98MM           |
| Dimmerabile/Dimmable:            | NO                |
| Tensione/Voltage:                | 220-240V          |
| Frequenza/Operating Frequency:   | 50/60Hz           |
| Cri:                             | 82                |
| Classe Energetica/Energy Class:  | E                 |
| On/Off:                          | 0.5sec            |
| Accensioni/Switch:               | 10000             |




**806 (360°)**  
**L U M E N**



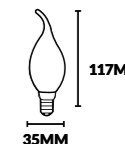
## Lampadine MILKY




|                                  |                   |
|----------------------------------|-------------------|
| Cod. articolo/Item code:         | <b>FIM10003.4</b> |
| Codice Ean/Barcode:              | 8057506770243     |
| Attacco/Fitting:                 | E14               |
| Potenza/Power:                   | 6W                |
| Equal Watt:                      | 63W               |
| <b>Colour Temperature:</b>       | <b>4000K</b>      |
| Luminosità/Lumen:                | 860 (360°)        |
| <b>Durata/Lifetime:</b>          | <b>20000</b>      |
| Fattore di potenza/Power Factor: | PF>0.5            |
| Dimensioni/Size:                 | 35x117MM          |
| Dimmerabile/Dimmable:            | NO                |
| Tensione/Voltage:                | 220-240V          |
| Frequenza/Operating Frequency:   | 50/60Hz           |
| Cri:                             | 83                |
| Classe Energetica/Energy Class:  | D                 |
| On/Off:                          | 0.5sec            |
| Accensioni/Switch:               | 10000             |



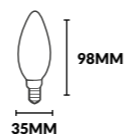
**860 (360°)**  
**L U M E N**



|                                  |                   |
|----------------------------------|-------------------|
| Cod. articolo/Item code:         | <b>FIM10002.4</b> |
| Codice Ean/Barcode:              | 8057506770182     |
| Attacco/Fitting:                 | E14               |
| Potenza/Power:                   | 6W                |
| Equal Watt:                      | 63W               |
| <b>Colour Temperature:</b>       | <b>4000K</b>      |
| Luminosità/Lumen:                | 860 (360°)        |
| <b>Durata/Lifetime:</b>          | <b>20000</b>      |
| Fattore di potenza/Power Factor: | PF>0.5            |
| Dimensioni/Size:                 | 35x98MM           |
| Dimmerabile/Dimmable:            | NO                |
| Tensione/Voltage:                | 220-240V          |
| Frequenza/Operating Frequency:   | 50/60Hz           |
| Cri:                             | 83                |
| Classe Energetica/Energy Class:  | D                 |
| On/Off:                          | 0.5sec            |
| Accensioni/Switch:               | 10000             |



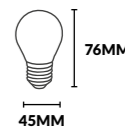
**860 (360°)**  
**L U M E N**



|                                  |                   |
|----------------------------------|-------------------|
| Cod. articolo/Item code:         | <b>FIM20004.3</b> |
| Codice Ean/Barcode:              | 8057506770274     |
| Attacco/Fitting:                 | E27               |
| Potenza/Power:                   | 6W                |
| Equal Watt:                      | 60W               |
| <b>Colour Temperature:</b>       | <b>3000K</b>      |
| Luminosità/Lumen:                | 806 (360°)        |
| <b>Durata/Lifetime:</b>          | <b>20000</b>      |
| Fattore di potenza/Power Factor: | PF>0.5            |
| Dimensioni/Size:                 | 45x76MM           |
| Dimmerabile/Dimmable:            | NO                |
| Tensione/Voltage:                | 220-240V          |
| Frequenza/Operating Frequency:   | 50/60Hz           |
| Cri:                             | 83                |
| Classe Energetica/Energy Class:  | E                 |
| On/Off:                          | 0.5sec            |
| Accensioni/Switch:               | 10000             |



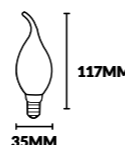
**806 (360°)**  
**L U M E N**




|                                  |                   |
|----------------------------------|-------------------|
| Cod. articolo/Item code:         | <b>FIM10003.3</b> |
| Codice Ean/Barcode:              | 8057506770212     |
| Attacco/Fitting:                 | E14               |
| Potenza/Power:                   | 6W                |
| Equal Watt:                      | 60W               |
| <b>Colour Temperature:</b>       | <b>3000K</b>      |
| Luminosità/Lumen:                | 806 (360°)        |
| <b>Durata/Lifetime:</b>          | <b>20000</b>      |
| Fattore di potenza/Power Factor: | PF>0.5            |
| Dimensioni/Size:                 | 35x117MM          |
| Dimmerabile/Dimmable:            | NO                |
| Tensione/Voltage:                | 220-240V          |
| Frequenza/Operating Frequency:   | 50/60Hz           |
| Cri:                             | 82                |
| Classe Energetica/Energy Class:  | E                 |
| On/Off:                          | 0.5sec            |
| Accensioni/Switch:               | 10000             |



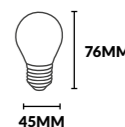
**806 (360°)**  
**L U M E N**



|                                  |                   |
|----------------------------------|-------------------|
| Cod. articolo/Item code:         | <b>FIM20004.4</b> |
| Codice Ean/Barcode:              | 8057506770304     |
| Attacco/Fitting:                 | E27               |
| Potenza/Power:                   | 6W                |
| Equal Watt:                      | 63W               |
| <b>Colour Temperature:</b>       | <b>4000K</b>      |
| Luminosità/Lumen:                | 860 (360°)        |
| <b>Durata/Lifetime:</b>          | <b>20000</b>      |
| Fattore di potenza/Power Factor: | PF>0.5            |
| Dimensioni/Size:                 | 45x76MM           |
| Dimmerabile/Dimmable:            | NO                |
| Tensione/Voltage:                | 220-240V          |
| Frequenza/Operating Frequency:   | 50/60Hz           |
| Cri:                             | 82                |
| Classe Energetica/Energy Class:  | D                 |
| On/Off:                          | 0.5sec            |
| Accensioni/Switch:               | 10000             |



**860 (360°)**  
**L U M E N**





## Lampadine MILKY



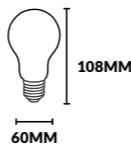
|                                  |                   |
|----------------------------------|-------------------|
| Cod. articolo/Item code:         | <b>FIM20005.3</b> |
| Codice Ean/Barcode:              | 8057506770335     |
| Attacco/Fitting:                 | E27               |
| Potenza/Power:                   | 8W                |
| Equal Watt:                      | 75W               |
| <b>Colour Temperature:</b>       | <b>3000K</b>      |
| Luminosità/Lumen:                | 1055 (360°)       |
| <b>Durata/Lifetime:</b>          | <b>20000</b>      |
| Fattore di potenza/Power Factor: | PF>0.5            |
| Dimensioni/Size:                 | 60x108MM          |
| Dimmerabile/Dimmable:            | NO                |
| Tensione/Voltage:                | 220-240V          |
| Frequenza/Operating Frequency:   | 50/60Hz           |
| Cri:                             | 83                |
| Classe Energetica/Energy Class:  | E                 |
| On/Off:                          | 0.5sec            |
| Accensioni/Switch:               | 10000             |



3000K




**1055 (360°)**  
L U M E N



## Lampadine MILKY



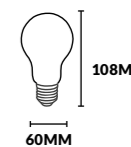
|                                  |                   |
|----------------------------------|-------------------|
| Cod. articolo/Item code:         | <b>FIM20006.4</b> |
| Codice Ean/Barcode:              | 8057506770427     |
| Attacco/Fitting:                 | E27               |
| Potenza/Power:                   | 11W               |
| Equal Watt:                      | 102W              |
| <b>Colour Temperature:</b>       | <b>4000K</b>      |
| Luminosità/Lumen:                | 1550 (360°)       |
| <b>Durata/Lifetime:</b>          | <b>20000</b>      |
| Fattore di potenza/Power Factor: | PF>0.5            |
| Dimensioni/Size:                 | 60x108MM          |
| Dimmerabile/Dimmable:            | NO                |
| Tensione/Voltage:                | 220-240V          |
| Frequenza/Operating Frequency:   | 50/60Hz           |
| Cri:                             | 82                |
| Classe Energetica/Energy Class:  | D                 |
| On/Off:                          | 0.5sec            |
| Accensioni/Switch:               | 10000             |



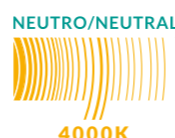
4000K



**1550 (360°)**  
L U M E N



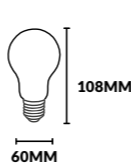
|                                  |                   |
|----------------------------------|-------------------|
| Cod. articolo/Item code:         | <b>FIM20005.4</b> |
| Codice Ean/Barcode:              | 8057506770366     |
| Attacco/Fitting:                 | E27               |
| Potenza/Power:                   | 8W                |
| Equal Watt:                      | 77W               |
| <b>Colour Temperature:</b>       | <b>4000K</b>      |
| Luminosità/Lumen:                | 1100 (360°)       |
| <b>Durata/Lifetime:</b>          | <b>20000</b>      |
| Fattore di potenza/Power Factor: | PF>0.5            |
| Dimensioni/Size:                 | 60x108MM          |
| Dimmerabile/Dimmable:            | NO                |
| Tensione/Voltage:                | 220-240V          |
| Frequenza/Operating Frequency:   | 50/60Hz           |
| Cri:                             | 83                |
| Classe Energetica/Energy Class:  | D                 |
| On/Off:                          | 0.5sec            |
| Accensioni/Switch:               | 10000             |



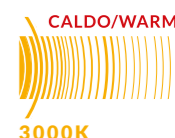
4000K



**1100 (360°)**  
L U M E N



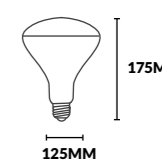
|                                  |                    |
|----------------------------------|--------------------|
| Cod. articolo/Item code:         | <b>FIM20007.3D</b> |
| Codice Ean/Barcode:              | 8057506770458      |
| Attacco/Fitting:                 | E27                |
| Potenza/Power:                   | 7W                 |
| Equal Watt:                      | 64W                |
| <b>Colour Temperature:</b>       | <b>3000K</b>       |
| Luminosità/Lumen:                | 880 (360°)         |
| <b>Durata/Lifetime:</b>          | <b>15000</b>       |
| Fattore di potenza/Power Factor: | PF>0.5             |
| Dimensioni/Size:                 | 125x175MM          |
| Dimmerabile/Dimmable:            | SI/YES             |
| Tensione/Voltage:                | 220-240V           |
| Frequenza/Operating Frequency:   | 50/60Hz            |
| Cri:                             | 80                 |
| Classe Energetica/Energy Class:  | F                  |
| On/Off:                          | 0.5sec             |
| Accensioni/Switch:               | 7500               |



3000K



**880 (360°)**  
L U M E N



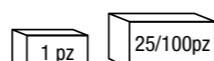
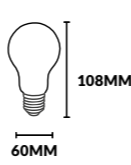
|                                  |                   |
|----------------------------------|-------------------|
| Cod. articolo/Item code:         | <b>FIM20006.3</b> |
| Codice Ean/Barcode:              | 8057506770397     |
| Attacco/Fitting:                 | E27               |
| Potenza/Power:                   | 11W               |
| Equal Watt:                      | 100W              |
| <b>Colour Temperature:</b>       | <b>3000K</b>      |
| Luminosità/Lumen:                | 1521 (360°)       |
| <b>Durata/Lifetime:</b>          | <b>20000</b>      |
| Fattore di potenza/Power Factor: | PF>0.5            |
| Dimensioni/Size:                 | 60x108MM          |
| Dimmerabile/Dimmable:            | NO                |
| Tensione/Voltage:                | 220-240V          |
| Frequenza/Operating Frequency:   | 50/60Hz           |
| Cri:                             | 82                |
| Classe Energetica/Energy Class:  | D                 |
| On/Off:                          | 0.5sec            |
| Accensioni/Switch:               | 10000             |




3000K



**1521 (360°)**  
L U M E N



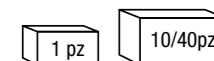
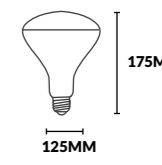
|                                  |                    |
|----------------------------------|--------------------|
| Cod. articolo/Item code:         | <b>FIM20007.4D</b> |
| Codice Ean/Barcode:              | 8057506770489      |
| Attacco/Fitting:                 | E27                |
| Potenza/Power:                   | 7W                 |
| Equal Watt:                      | 66W                |
| <b>Colour Temperature:</b>       | <b>4000K</b>       |
| Luminosità/Lumen:                | 900 (360°)         |
| <b>Durata/Lifetime:</b>          | <b>15000</b>       |
| Fattore di potenza/Power Factor: | PF>0.5             |
| Dimensioni/Size:                 | 125x175MM          |
| Dimmerabile/Dimmable:            | SI/YES             |
| Tensione/Voltage:                | 220-240V           |
| Frequenza/Operating Frequency:   | 50/60Hz            |
| Cri:                             | 80                 |
| Classe Energetica/Energy Class:  | F                  |
| On/Off:                          | 0.5sec             |
| Accensioni/Switch:               | 7500               |



4000K



**900 (360°)**  
L U M E N



## Lampadine LED



|                                  |                   |
|----------------------------------|-------------------|
| <b>Cod. articolo/Item code:</b>  | <b>LED10001.3</b> |
| Codice Ean/Barcode:              | 8057506770519     |
| Attacco/Fitting:                 | E14               |
| Potenza/Power:                   | 3W                |
| Equal Watt:                      | 24W               |
| <b>Colour Temperature:</b>       | <b>3000K</b>      |
| Luminosità/Lumen:                | 263 (360°)        |
| <b>Durata/Lifetime:</b>          | <b>15000</b>      |
| Fattore di potenza/Power Factor: | PF>0.5            |
| Dimensioni/Size:                 | 45x80MM           |
| Dimmerabile/Dimmable:            | NO                |
| Tensione/Voltage:                | 220-240V          |
| Frequenza/Operating Frequency:   | 50/60Hz           |
| Cri:                             | 82                |
| Classe Energetica/Energy Class:  | F                 |
| On/Off:                          | 0.5sec            |
| Accensioni/Switch:               | 7500              |



**263 (360°)**  
L U M E N



## Lampadine LED




|                                  |                   |
|----------------------------------|-------------------|
| <b>Cod. articolo/Item code:</b>  | <b>LED10002.3</b> |
| Codice Ean/Barcode:              | 8057506770601     |
| Attacco/Fitting:                 | E14               |
| Potenza/Power:                   | 5W                |
| Equal Watt:                      | 37W               |
| <b>Colour Temperature:</b>       | <b>3000K</b>      |
| Luminosità/Lumen:                | 430 (360°)        |
| <b>Durata/Lifetime:</b>          | <b>15000</b>      |
| Fattore di potenza/Power Factor: | PF>0.5            |
| Dimensioni/Size:                 | 45x80MM           |
| Dimmerabile/Dimmable:            | NO                |
| Tensione/Voltage:                | 220-240V          |
| Frequenza/Operating Frequency:   | 50/60Hz           |
| Cri:                             | 82                |
| Classe Energetica/Energy Class:  | F                 |
| On/Off:                          | 0.5sec            |
| Accensioni/Switch:               | 7500              |



**430 (360°)**  
L U M E N




|                                  |                   |
|----------------------------------|-------------------|
| <b>Cod. articolo/Item code:</b>  | <b>LED10001.4</b> |
| Codice Ean/Barcode:              | 8057506770540     |
| Attacco/Fitting:                 | E14               |
| Potenza/Power:                   | 3W                |
| Equal Watt:                      | 25W               |
| <b>Colour Temperature:</b>       | <b>4000K</b>      |
| Luminosità/Lumen:                | 265 (360°)        |
| <b>Durata/Lifetime:</b>          | <b>15000</b>      |
| Fattore di potenza/Power Factor: | PF>0.5            |
| Dimensioni/Size:                 | 45x80MM           |
| Dimmerabile/Dimmable:            | NO                |
| Tensione/Voltage:                | 220-240V          |
| Frequenza/Operating Frequency:   | 50/60Hz           |
| Cri:                             | 82                |
| Classe Energetica/Energy Class:  | F                 |
| On/Off:                          | 0.5sec            |
| Accensioni/Switch:               | 7500              |



**265 (360°)**  
L U M E N




|                                  |                   |
|----------------------------------|-------------------|
| <b>Cod. articolo/Item code:</b>  | <b>LED10002.4</b> |
| Codice Ean/Barcode:              | 8057506770632     |
| Attacco/Fitting:                 | E14               |
| Potenza/Power:                   | 5W                |
| Equal Watt:                      | 39W               |
| <b>Colour Temperature:</b>       | <b>4000K</b>      |
| Luminosità/Lumen:                | 437 (360°)        |
| <b>Durata/Lifetime:</b>          | <b>15000</b>      |
| Fattore di potenza/Power Factor: | PF>0.5            |
| Dimensioni/Size:                 | 45x80MM           |
| Dimmerabile/Dimmable:            | NO                |
| Tensione/Voltage:                | 220-240V          |
| Frequenza/Operating Frequency:   | 50/60Hz           |
| Cri:                             | 82                |
| Classe Energetica/Energy Class:  | F                 |
| On/Off:                          | 0.5sec            |
| Accensioni/Switch:               | 7500              |



**437 (360°)**  
L U M E N




|                                  |                   |
|----------------------------------|-------------------|
| <b>Cod. articolo/Item code:</b>  | <b>LED10001.6</b> |
| Codice Ean/Barcode:              | 8057506770571     |
| Attacco/Fitting:                 | E14               |
| Potenza/Power:                   | 3W                |
| Equal Watt:                      | 26W               |
| <b>Colour Temperature:</b>       | <b>6000K</b>      |
| Luminosità/Lumen:                | 271 (360°)        |
| <b>Durata/Lifetime:</b>          | <b>15000</b>      |
| Fattore di potenza/Power Factor: | PF>0.5            |
| Dimensioni/Size:                 | 45x80MM           |
| Dimmerabile/Dimmable:            | NO                |
| Tensione/Voltage:                | 220-240V          |
| Frequenza/Operating Frequency:   | 50/60Hz           |
| Cri:                             | 84                |
| Classe Energetica/Energy Class:  | F                 |
| On/Off:                          | 0.5sec            |
| Accensioni/Switch:               | 7500              |



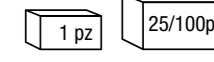
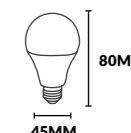
**271 (360°)**  
L U M E N



|                                  |                   |
|----------------------------------|-------------------|
| <b>Cod. articolo/Item code:</b>  | <b>LED10002.6</b> |
| Codice Ean/Barcode:              | 8059606146607     |
| Attacco/Fitting:                 | E14               |
| Potenza/Power:                   | 5W                |
| Equal Watt:                      | 40W               |
| <b>Colour Temperature:</b>       | <b>6000K</b>      |
| Luminosità/Lumen:                | 440 (360°)        |
| <b>Durata/Lifetime:</b>          | <b>15000</b>      |
| Fattore di potenza/Power Factor: | PF>0.5            |
| Dimensioni/Size:                 | 45x80MM           |
| Dimmerabile/Dimmable:            | NO                |
| Tensione/Voltage:                | 220-240V          |
| Frequenza/Operating Frequency:   | 50/60Hz           |
| Cri:                             | 84                |
| Classe Energetica/Energy Class:  | F                 |
| On/Off:                          | 0.5sec            |
| Accensioni/Switch:               | 7500              |



**440 (360°)**  
L U M E N





## Lampadine LED



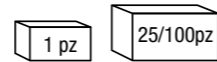
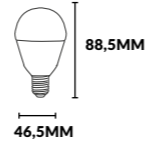
|                                  |                   |
|----------------------------------|-------------------|
| Cod. articolo/Item code:         | <b>LED10003.3</b> |
| Codice Ean/Barcode:              | 8059606146638     |
| Attacco/Fitting:                 | E14               |
| Potenza/Power:                   | 7W                |
| Equal Watt:                      | 54W               |
| <b>Colour Temperature:</b>       | <b>3000K</b>      |
| Luminosità/Lumen:                | 680 (360°)        |
| <b>Durata/Lifetime:</b>          | <b>15000</b>      |
| Fattore di potenza/Power Factor: | PF>0.5            |
| Dimensioni/Size:                 | 46,5x88,5MM       |
| Dimmerabile/Dimmable:            | NO                |
| Tensione/Voltage:                | 220-240V          |
| Frequenza/Operating Frequency:   | 50/60Hz           |
| Cri:                             | 81                |
| Classe Energetica/Energy Class:  | F                 |
| On/Off:                          | 0.5sec            |
| Accensioni/Switch:               | 7500              |



3000K




**680 (360°)**  
**L U M E N**



## Lampadine LED



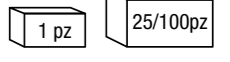
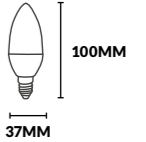
|                                  |                   |
|----------------------------------|-------------------|
| Cod. articolo/Item code:         | <b>LED10004.3</b> |
| Codice Ean/Barcode:              | 8057506770694     |
| Attacco/Fitting:                 | E14               |
| Potenza/Power:                   | 3W                |
| Equal Watt:                      | 24W               |
| <b>Colour Temperature:</b>       | <b>3000K</b>      |
| Luminosità/Lumen:                | 263 (360°)        |
| <b>Durata/Lifetime:</b>          | <b>15000</b>      |
| Fattore di potenza/Power Factor: | PF>0.5            |
| Dimensioni/Size:                 | 37x100MM          |
| Dimmerabile/Dimmable:            | NO                |
| Tensione/Voltage:                | 220-240V          |
| Frequenza/Operating Frequency:   | 50/60Hz           |
| Cri:                             | 81                |
| Classe Energetica/Energy Class:  | F                 |
| On/Off:                          | 0.5sec            |
| Accensioni/Switch:               | 7500              |



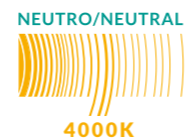
3000K



**263 (360°)**  
**L U M E N**



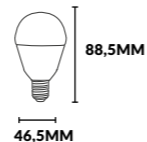
|                                  |                   |
|----------------------------------|-------------------|
| Cod. articolo/Item code:         | <b>LED10003.4</b> |
| Codice Ean/Barcode:              | 8057506770663     |
| Attacco/Fitting:                 | E14               |
| Potenza/Power:                   | 7W                |
| Equal Watt:                      | 55W               |
| <b>Colour Temperature:</b>       | <b>4000K</b>      |
| Luminosità/Lumen:                | 692 (360°)        |
| <b>Durata/Lifetime:</b>          | <b>15000</b>      |
| Fattore di potenza/Power Factor: | PF>0.5            |
| Dimensioni/Size:                 | 46,5x88,5MM       |
| Dimmerabile/Dimmable:            | NO                |
| Tensione/Voltage:                | 220-240V          |
| Frequenza/Operating Frequency:   | 50/60Hz           |
| Cri:                             | 81                |
| Classe Energetica/Energy Class:  | F                 |
| On/Off:                          | 0.5sec            |
| Accensioni/Switch:               | 7500              |




4000K



**692 (360°)**  
**L U M E N**



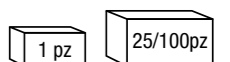
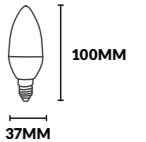
|                                  |                   |
|----------------------------------|-------------------|
| Cod. articolo/Item code:         | <b>LED10004.4</b> |
| Codice Ean/Barcode:              | 8057506770724     |
| Attacco/Fitting:                 | E14               |
| Potenza/Power:                   | 3W                |
| Equal Watt:                      | 25W               |
| <b>Colour Temperature:</b>       | <b>4000K</b>      |
| Luminosità/Lumen:                | 260 (360°)        |
| <b>Durata/Lifetime:</b>          | <b>15000</b>      |
| Fattore di potenza/Power Factor: | PF>0.5            |
| Dimensioni/Size:                 | 37x100MM          |
| Dimmerabile/Dimmable:            | NO                |
| Tensione/Voltage:                | 220-240V          |
| Frequenza/Operating Frequency:   | 50/60Hz           |
| Cri:                             | 80                |
| Classe Energetica/Energy Class:  | F                 |
| On/Off:                          | 0.5sec            |
| Accensioni/Switch:               | 7500              |




4000K



**260 (360°)**  
**L U M E N**



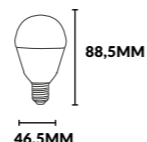
|                                  |                   |
|----------------------------------|-------------------|
| Cod. articolo/Item code:         | <b>LED10003.6</b> |
| Codice Ean/Barcode:              | 8059606146669     |
| Attacco/Fitting:                 | E14               |
| Potenza/Power:                   | 7W                |
| Equal Watt:                      | 55W               |
| <b>Colour Temperature:</b>       | <b>6000K</b>      |
| Luminosità/Lumen:                | 693 (360°)        |
| <b>Durata/Lifetime:</b>          | <b>15000</b>      |
| Fattore di potenza/Power Factor: | PF>0.5            |
| Dimensioni/Size:                 | 46,5x88,5MM       |
| Dimmerabile/Dimmable:            | NO                |
| Tensione/Voltage:                | 220-240V          |
| Frequenza/Operating Frequency:   | 50/60Hz           |
| Cri:                             | 85                |
| Classe Energetica/Energy Class:  | F                 |
| On/Off:                          | 0.5sec            |
| Accensioni/Switch:               | 7500              |




6000K



**693 (360°)**  
**L U M E N**



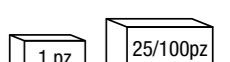
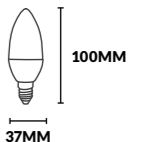
|                                  |                   |
|----------------------------------|-------------------|
| Cod. articolo/Item code:         | <b>LED10004.6</b> |
| Codice Ean/Barcode:              | 8057506770755     |
| Attacco/Fitting:                 | E14               |
| Potenza/Power:                   | 3W                |
| Equal Watt:                      | 26W               |
| <b>Colour Temperature:</b>       | <b>6000K</b>      |
| Luminosità/Lumen:                | 273 (360°)        |
| <b>Durata/Lifetime:</b>          | <b>15000</b>      |
| Fattore di potenza/Power Factor: | PF>0.5            |
| Dimensioni/Size:                 | 37x100MM          |
| Dimmerabile/Dimmable:            | NO                |
| Tensione/Voltage:                | 220-240V          |
| Frequenza/Operating Frequency:   | 50/60Hz           |
| Cri:                             | 83                |
| Classe Energetica/Energy Class:  | F                 |
| On/Off:                          | 0.5sec            |
| Accensioni/Switch:               | 7500              |



6000K



**273 (360°)**  
**L U M E N**



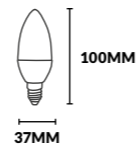
Lampadine LED



|                                  |                   |
|----------------------------------|-------------------|
| Cod. articolo/Item code:         | <b>LED10005.3</b> |
| Codice Ean/Barcode:              | 8057506770786     |
| Attacco/Fitting:                 | E14               |
| Potenza/Power:                   | 5W                |
| Equal Watt:                      | 37W               |
| <b>Colour Temperature:</b>       | <b>3000K</b>      |
| Luminosità/Lumen:                | 427 (360°)        |
| <b>Durata/Lifetime:</b>          | <b>15000</b>      |
| Fattore di potenza/Power Factor: | PF>0.5            |
| Dimensioni/Size:                 | 37x100MM          |
| Dimmerabile/Dimmable:            | NO                |
| Tensione/Voltage:                | 220-240V          |
| Frequenza/Operating Frequency:   | 50/60Hz           |
| Cri:                             | 83                |
| Classe Energetica/Energy Class:  | F                 |
| On/Off:                          | 0.5sec            |
| Accensioni/Switch:               | 7500              |



**427 (360°)**  
L U M E N



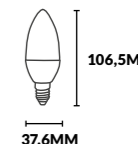
Lampadine LED



|                                  |                   |
|----------------------------------|-------------------|
| Cod. articolo/Item code:         | <b>LED10006.3</b> |
| Codice Ean/Barcode:              | 8059606146812     |
| Attacco/Fitting:                 | E14               |
| Potenza/Power:                   | 7W                |
| Equal Watt:                      | 54W               |
| <b>Colour Temperature:</b>       | <b>3000K</b>      |
| Luminosità/Lumen:                | 682 (360°)        |
| <b>Durata/Lifetime:</b>          | <b>15000</b>      |
| Fattore di potenza/Power Factor: | PF>0.5            |
| Dimensioni/Size:                 | 37,6x106,5MM      |
| Dimmerabile/Dimmable:            | NO                |
| Tensione/Voltage:                | 220-240V          |
| Frequenza/Operating Frequency:   | 50/60Hz           |
| Cri:                             | 81                |
| Classe Energetica/Energy Class:  | F                 |
| On/Off:                          | 0.5sec            |
| Accensioni/Switch:               | 7500              |




**682 (360°)**  
L U M E N



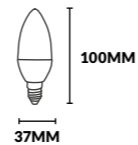
20




|                                  |                   |
|----------------------------------|-------------------|
| Cod. articolo/Item code:         | <b>LED10005.4</b> |
| Codice Ean/Barcode:              | 8059606148243     |
| Attacco/Fitting:                 | E14               |
| Potenza/Power:                   | 5W                |
| Equal Watt:                      | 39W               |
| <b>Colour Temperature:</b>       | <b>4000K</b>      |
| Luminosità/Lumen:                | 429 (360°)        |
| <b>Durata/Lifetime:</b>          | <b>15000</b>      |
| Fattore di potenza/Power Factor: | PF>0.5            |
| Dimensioni/Size:                 | 37x100MM          |
| Dimmerabile/Dimmable:            | NO                |
| Tensione/Voltage:                | 220-240V          |
| Frequenza/Operating Frequency:   | 50/60Hz           |
| Cri:                             | 83                |
| Classe Energetica/Energy Class:  | F                 |
| On/Off:                          | 0.5sec            |
| Accensioni/Switch:               | 7500              |



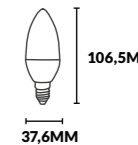
**429 (360°)**  
L U M E N



|                                  |                   |
|----------------------------------|-------------------|
| Cod. articolo/Item code:         | <b>LED10006.4</b> |
| Codice Ean/Barcode:              | 8057506770847     |
| Attacco/Fitting:                 | E14               |
| Potenza/Power:                   | 7W                |
| Equal Watt:                      | 55W               |
| <b>Colour Temperature:</b>       | <b>4000K</b>      |
| Luminosità/Lumen:                | 692 (360°)        |
| <b>Durata/Lifetime:</b>          | <b>15000</b>      |
| Fattore di potenza/Power Factor: | PF>0.5            |
| Dimensioni/Size:                 | 37,6x106,5MM      |
| Dimmerabile/Dimmable:            | NO                |
| Tensione/Voltage:                | 220-240V          |
| Frequenza/Operating Frequency:   | 50/60Hz           |
| Cri:                             | 83                |
| Classe Energetica/Energy Class:  | F                 |
| On/Off:                          | 0.5sec            |
| Accensioni/Switch:               | 7500              |



**692 (360°)**  
L U M E N



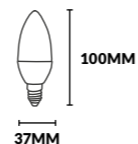
21




|                                  |                   |
|----------------------------------|-------------------|
| Cod. articolo/Item code:         | <b>LED10005.6</b> |
| Codice Ean/Barcode:              | 8057506770816     |
| Attacco/Fitting:                 | E14               |
| Potenza/Power:                   | 5W                |
| Equal Watt:                      | 40W               |
| <b>Colour Temperature:</b>       | <b>6000K</b>      |
| Luminosità/Lumen:                | 475 (360°)        |
| <b>Durata/Lifetime:</b>          | <b>15000</b>      |
| Fattore di potenza/Power Factor: | PF>0.5            |
| Dimensioni/Size:                 | 37x100MM          |
| Dimmerabile/Dimmable:            | NO                |
| Tensione/Voltage:                | 220-240V          |
| Frequenza/Operating Frequency:   | 50/60Hz           |
| Cri:                             | 80                |
| Classe Energetica/Energy Class:  | F                 |
| On/Off:                          | 0.5sec            |
| Accensioni/Switch:               | 7500              |



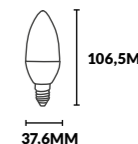
**475 (360°)**  
L U M E N



|                                  |                   |
|----------------------------------|-------------------|
| Cod. articolo/Item code:         | <b>LED10006.6</b> |
| Codice Ean/Barcode:              | 8057506770878     |
| Attacco/Fitting:                 | E14               |
| Potenza/Power:                   | 7W                |
| Equal Watt:                      | 57W               |
| <b>Colour Temperature:</b>       | <b>6000K</b>      |
| Luminosità/Lumen:                | 693 (360°)        |
| <b>Durata/Lifetime:</b>          | <b>15000</b>      |
| Fattore di potenza/Power Factor: | PF>0.5            |
| Dimensioni/Size:                 | 37,6x106,5MM      |
| Dimmerabile/Dimmable:            | NO                |
| Tensione/Voltage:                | 220-240V          |
| Frequenza/Operating Frequency:   | 50/60Hz           |
| Cri:                             | 83                |
| Classe Energetica/Energy Class:  | F                 |
| On/Off:                          | 0.5sec            |
| Accensioni/Switch:               | 7500              |



**693 (360°)**  
L U M E N





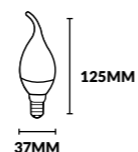
## Lampadine LED



|                                  |                   |
|----------------------------------|-------------------|
| Cod. articolo/Item code:         | <b>LED10007.3</b> |
| Codice Ean/Barcode:              | 8057506770908     |
| Attacco/Fitting:                 | E14               |
| Potenza/Power:                   | 5W                |
| Equal Watt:                      | 37W               |
| <b>Colour Temperature:</b>       | <b>3000K</b>      |
| Luminosità/Lumen:                | 434 (360°)        |
| <b>Durata/Lifetime:</b>          | <b>15000</b>      |
| Fattore di potenza/Power Factor: | PF>0.5            |
| Dimensioni/Size:                 | 37x125MM          |
| Dimmerabile/Dimmable:            | NO                |
| Tensione/Voltage:                | 220-240V          |
| Frequenza/Operating Frequency:   | 50/60Hz           |
| Cri:                             | 83                |
| Classe Energetica/Energy Class:  | F                 |
| On/Off:                          | 0.5sec            |
| Accensioni/Switch:               | 7500              |



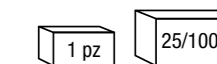
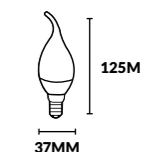
**434 (360°)**  
L U M E N



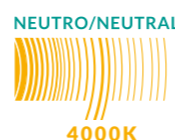
|                                  |                   |
|----------------------------------|-------------------|
| Cod. articolo/Item code:         | <b>LED10008.3</b> |
| Codice Ean/Barcode:              | 8057506770960     |
| Attacco/Fitting:                 | E14               |
| Potenza/Power:                   | 7W                |
| Equal Watt:                      | 54W               |
| <b>Colour Temperature:</b>       | <b>3000K</b>      |
| Luminosità/Lumen:                | 630 (360°)        |
| <b>Durata/Lifetime:</b>          | <b>15000</b>      |
| Fattore di potenza/Power Factor: | PF>0.5            |
| Dimensioni/Size:                 | 37x125MM          |
| Dimmerabile/Dimmable:            | NO                |
| Tensione/Voltage:                | 220-240V          |
| Frequenza/Operating Frequency:   | 50/60Hz           |
| Cri:                             | 80                |
| Classe Energetica/Energy Class:  | F                 |
| On/Off:                          | 0.5sec            |
| Accensioni/Switch:               | 7500              |



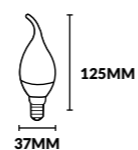
**630 (360°)**  
L U M E N




|                                  |                   |
|----------------------------------|-------------------|
| Cod. articolo/Item code:         | <b>LED10007.4</b> |
| Codice Ean/Barcode:              | 8057506770939     |
| Attacco/Fitting:                 | E14               |
| Potenza/Power:                   | 5W                |
| Equal Watt:                      | 39W               |
| <b>Colour Temperature:</b>       | <b>4000K</b>      |
| Luminosità/Lumen:                | 444 (360°)        |
| <b>Durata/Lifetime:</b>          | <b>15000</b>      |
| Fattore di potenza/Power Factor: | PF>0.5            |
| Dimensioni/Size:                 | 37x125MM          |
| Dimmerabile/Dimmable:            | NO                |
| Tensione/Voltage:                | 220-240V          |
| Frequenza/Operating Frequency:   | 50/60Hz           |
| Cri:                             | 83                |
| Classe Energetica/Energy Class:  | F                 |
| On/Off:                          | 0.5sec            |
| Accensioni/Switch:               | 7500              |



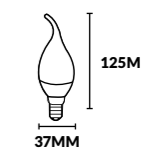
**444 (360°)**  
L U M E N



|                                  |                   |
|----------------------------------|-------------------|
| Cod. articolo/Item code:         | <b>LED10008.4</b> |
| Codice Ean/Barcode:              | 8059606146843     |
| Attacco/Fitting:                 | E14               |
| Potenza/Power:                   | 7W                |
| Equal Watt:                      | 55W               |
| <b>Colour Temperature:</b>       | <b>4000K</b>      |
| Luminosità/Lumen:                | 690 (360°)        |
| <b>Durata/Lifetime:</b>          | <b>15000</b>      |
| Fattore di potenza/Power Factor: | PF>0.5            |
| Dimensioni/Size:                 | 37x125MM          |
| Dimmerabile/Dimmable:            | NO                |
| Tensione/Voltage:                | 220-240V          |
| Frequenza/Operating Frequency:   | 50/60Hz           |
| Cri:                             | 81                |
| Classe Energetica/Energy Class:  | F                 |
| On/Off:                          | 0.5sec            |
| Accensioni/Switch:               | 7500              |



**690 (360°)**  
L U M E N




22

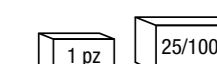
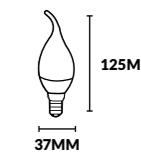
23



|                                  |                   |
|----------------------------------|-------------------|
| Cod. articolo/Item code:         | <b>LED10008.6</b> |
| Codice Ean/Barcode:              | 8057506770991     |
| Attacco/Fitting:                 | E14               |
| Potenza/Power:                   | 7W                |
| Equal Watt:                      | 57W               |
| <b>Colour Temperature:</b>       | <b>6000K</b>      |
| Luminosità/Lumen:                | 695 (360°)        |
| <b>Durata/Lifetime:</b>          | <b>15000</b>      |
| Fattore di potenza/Power Factor: | PF>0.5            |
| Dimensioni/Size:                 | 37x125MM          |
| Dimmerabile/Dimmable:            | NO                |
| Tensione/Voltage:                | 220-240V          |
| Frequenza/Operating Frequency:   | 50/60Hz           |
| Cri:                             | 82                |
| Classe Energetica/Energy Class:  | F                 |
| On/Off:                          | 0.5sec            |
| Accensioni/Switch:               | 7500              |



**695 (360°)**  
L U M E N



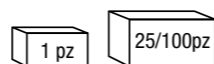
## Lampadine LED



|                                  |                   |
|----------------------------------|-------------------|
| Cod. articolo/Item code:         | <b>LED20009.3</b> |
| Codice Ean/Barcode:              | 8059606146720     |
| Attacco/Fitting:                 | E27               |
| Potenza/Power:                   | 5W                |
| Equal Watt:                      | 37W               |
| <b>Colour Temperature:</b>       | <b>3000K</b>      |
| Luminosità/Lumen:                | 430 (360°)        |
| <b>Durata/Lifetime:</b>          | <b>15000</b>      |
| Fattore di potenza/Power Factor: | PF>0.5            |
| Dimensioni/Size:                 | 45x80MM           |
| Dimmerabile/Dimmable:            | NO                |
| Tensione/Voltage:                | 220-240V          |
| Frequenza/Operating Frequency:   | 50/60Hz           |
| Cri:                             | 82                |
| Classe Energetica/Energy Class:  | F                 |
| On/Off:                          | 0.5sec            |
| Accensioni/Switch:               | 7500              |



**430 (360°)**  
L U M E N

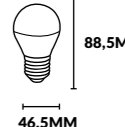


## Lampadine LED

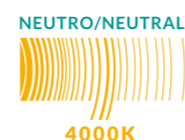
|                                  |                   |
|----------------------------------|-------------------|
| Cod. articolo/Item code:         | <b>LED20010.3</b> |
| Codice Ean/Barcode:              | 8057506771028     |
| Attacco/Fitting:                 | E27               |
| Potenza/Power:                   | 7W                |
| Equal Watt:                      | 54W               |
| <b>Colour Temperature:</b>       | <b>3000K</b>      |
| Luminosità/Lumen:                | 682 (360°)        |
| <b>Durata/Lifetime:</b>          | <b>15000</b>      |
| Fattore di potenza/Power Factor: | PF>0.5            |
| Dimensioni/Size:                 | 46,5x88,5MM       |
| Dimmerabile/Dimmable:            | NO                |
| Tensione/Voltage:                | 220-240V          |
| Frequenza/Operating Frequency:   | 50/60Hz           |
| Cri:                             | 81                |
| Classe Energetica/Energy Class:  | F                 |
| On/Off:                          | 0.5sec            |
| Accensioni/Switch:               | 7500              |



**682 (360°)**  
L U M E N



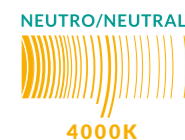
|                                  |                   |
|----------------------------------|-------------------|
| Cod. articolo/Item code:         | <b>LED20009.4</b> |
| Codice Ean/Barcode:              | 8059606146751     |
| Attacco/Fitting:                 | E27               |
| Potenza/Power:                   | 5W                |
| Equal Watt:                      | 39W               |
| <b>Colour Temperature:</b>       | <b>4000K</b>      |
| Luminosità/Lumen:                | 435 (360°)        |
| <b>Durata/Lifetime:</b>          | <b>15000</b>      |
| Fattore di potenza/Power Factor: | PF>0.5            |
| Dimensioni/Size:                 | 45x80MM           |
| Dimmerabile/Dimmable:            | NO                |
| Tensione/Voltage:                | 220-240V          |
| Frequenza/Operating Frequency:   | 50/60Hz           |
| Cri:                             | 82                |
| Classe Energetica/Energy Class:  | F                 |
| On/Off:                          | 0.5sec            |
| Accensioni/Switch:               | 7500              |



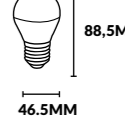
**435 (360°)**  
L U M E N




|                                  |                   |
|----------------------------------|-------------------|
| Cod. articolo/Item code:         | <b>LED20010.4</b> |
| Codice Ean/Barcode:              | 8059606146782     |
| Attacco/Fitting:                 | E27               |
| Potenza/Power:                   | 7W                |
| Equal Watt:                      | 55W               |
| <b>Colour Temperature:</b>       | <b>4000K</b>      |
| Luminosità/Lumen:                | 692 (360°)        |
| <b>Durata/Lifetime:</b>          | <b>15000</b>      |
| Fattore di potenza/Power Factor: | PF>0.5            |
| Dimensioni/Size:                 | 46,5x88,5MM       |
| Dimmerabile/Dimmable:            | NO                |
| Tensione/Voltage:                | 220-240V          |
| Frequenza/Operating Frequency:   | 50/60Hz           |
| Cri:                             | 81                |
| Classe Energetica/Energy Class:  | F                 |
| On/Off:                          | 0.5sec            |
| Accensioni/Switch:               | 7500              |



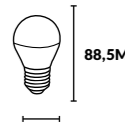
**692 (360°)**  
L U M E N



|                                  |                   |
|----------------------------------|-------------------|
| Cod. articolo/Item code:         | <b>LED20010.6</b> |
| Codice Ean/Barcode:              | 8057506771059     |
| Attacco/Fitting:                 | E27               |
| Potenza/Power:                   | 7W                |
| Equal Watt:                      | 57W               |
| <b>Colour Temperature:</b>       | <b>6000K</b>      |
| Luminosità/Lumen:                | 760 (360°)        |
| <b>Durata/Lifetime:</b>          | <b>15000</b>      |
| Fattore di potenza/Power Factor: | PF>0.5            |
| Dimensioni/Size:                 | 46,5x88,5MM       |
| Dimmerabile/Dimmable:            | NO                |
| Tensione/Voltage:                | 220-240V          |
| Frequenza/Operating Frequency:   | 50/60Hz           |
| Cri:                             | 80                |
| Classe Energetica/Energy Class:  | F                 |
| On/Off:                          | 0.5sec            |
| Accensioni/Switch:               | 7500              |



**760 (360°)**  
L U M E N





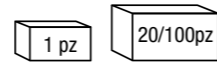
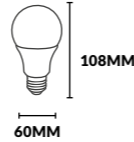
## Lampadine LED



|                                  |                   |
|----------------------------------|-------------------|
| Cod. articolo/Item code:         | <b>LED20011.3</b> |
| Codice Ean/Barcode:              | 8057506771080     |
| Attacco/Fitting:                 | E27               |
| Potenza/Power:                   | 7W                |
| Equal Watt:                      | 47W               |
| <b>Colour Temperature:</b>       | <b>3000K</b>      |
| Luminosità/Lumen:                | 598 (360°)        |
| <b>Durata/Lifetime:</b>          | <b>15000</b>      |
| Fattore di potenza/Power Factor: | PF>0.5            |
| Dimensioni/Size:                 | 60x108MM          |
| Dimmerabile/Dimmable:            | NO                |
| Tensione/Voltage:                | 220-240V          |
| Frequenza/Operating Frequency:   | 50/60Hz           |
| Cri:                             | 82                |
| Classe Energetica/Energy Class:  | F                 |
| On/Off:                          | 0.5sec            |
| Accensioni/Switch:               | 7500              |




**598 (360°)**  
L U M E N



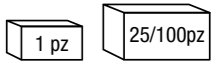
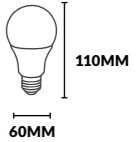
## Lampadine LED




|                                  |                   |
|----------------------------------|-------------------|
| Cod. articolo/Item code:         | <b>LED20012.3</b> |
| Codice Ean/Barcode:              | 8057506771172     |
| Attacco/Fitting:                 | E27               |
| Potenza/Power:                   | 9W                |
| Equal Watt:                      | 63W               |
| <b>Colour Temperature:</b>       | <b>3000K</b>      |
| Luminosità/Lumen:                | 860 (360°)        |
| <b>Durata/Lifetime:</b>          | <b>15000</b>      |
| Fattore di potenza/Power Factor: | PF>0.5            |
| Dimensioni/Size:                 | 60x110MM          |
| Dimmerabile/Dimmable:            | NO                |
| Tensione/Voltage:                | 220-240V          |
| Frequenza/Operating Frequency:   | 50/60Hz           |
| Cri:                             | 82                |
| Classe Energetica/Energy Class:  | F                 |
| On/Off:                          | 0.5sec            |
| Accensioni/Switch:               | 7500              |



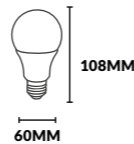
**860 (360°)**  
L U M E N




|                                  |                   |
|----------------------------------|-------------------|
| Cod. articolo/Item code:         | <b>LED20011.4</b> |
| Codice Ean/Barcode:              | 8057506771110     |
| Attacco/Fitting:                 | E27               |
| Potenza/Power:                   | 7W                |
| Equal Watt:                      | 48W               |
| <b>Colour Temperature:</b>       | <b>4000K</b>      |
| Luminosità/Lumen:                | 613 (360°)        |
| <b>Durata/Lifetime:</b>          | <b>15000</b>      |
| Fattore di potenza/Power Factor: | PF>0.5            |
| Dimensioni/Size:                 | 60x108MM          |
| Dimmerabile/Dimmable:            | NO                |
| Tensione/Voltage:                | 220-240V          |
| Frequenza/Operating Frequency:   | 50/60Hz           |
| Cri:                             | 83                |
| Classe Energetica/Energy Class:  | F                 |
| On/Off:                          | 0.5sec            |
| Accensioni/Switch:               | 7500              |



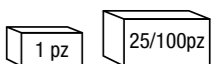
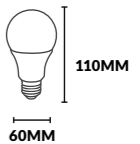
**613 (360°)**  
L U M E N



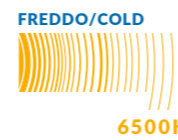
|                                  |                   |
|----------------------------------|-------------------|
| Cod. articolo/Item code:         | <b>LED20012.4</b> |
| Codice Ean/Barcode:              | 8057506771202     |
| Attacco/Fitting:                 | E27               |
| Potenza/Power:                   | 9W                |
| Equal Watt:                      | 64W               |
| <b>Colour Temperature:</b>       | <b>4000K</b>      |
| Luminosità/Lumen:                | 872 (360°)        |
| <b>Durata/Lifetime:</b>          | <b>15000</b>      |
| Fattore di potenza/Power Factor: | PF>0.5            |
| Dimensioni/Size:                 | 60x110MM          |
| Dimmerabile/Dimmable:            | NO                |
| Tensione/Voltage:                | 220-240V          |
| Frequenza/Operating Frequency:   | 50/60Hz           |
| Cri:                             | 83                |
| Classe Energetica/Energy Class:  | F                 |
| On/Off:                          | 0.5sec            |
| Accensioni/Switch:               | 7500              |



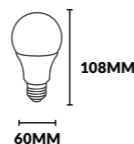
**872 (360°)**  
L U M E N




|                                  |                    |
|----------------------------------|--------------------|
| Cod. articolo/Item code:         | <b>LED20011.65</b> |
| Codice Ean/Barcode:              | 8057506771141      |
| Attacco/Fitting:                 | E27                |
| Potenza/Power:                   | 7W                 |
| Equal Watt:                      | 49W                |
| <b>Colour Temperature:</b>       | <b>6500K</b>       |
| Luminosità/Lumen:                | 623 (360°)         |
| <b>Durata/Lifetime:</b>          | <b>15000</b>       |
| Fattore di potenza/Power Factor: | PF>0.5             |
| Dimensioni/Size:                 | 60x108MM           |
| Dimmerabile/Dimmable:            | NO                 |
| Tensione/Voltage:                | 220-240V           |
| Frequenza/Operating Frequency:   | 50/60Hz            |
| Cri:                             | 84                 |
| Classe Energetica/Energy Class:  | F                  |
| On/Off:                          | 0.5sec             |
| Accensioni/Switch:               | 7500               |



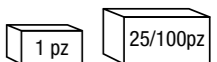
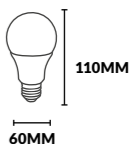
**623 (360°)**  
L U M E N



|                                  |                   |
|----------------------------------|-------------------|
| Cod. articolo/Item code:         | <b>LED20012.6</b> |
| Codice Ean/Barcode:              | 8057506771233     |
| Attacco/Fitting:                 | E27               |
| Potenza/Power:                   | 9W                |
| Equal Watt:                      | 66W               |
| <b>Colour Temperature:</b>       | <b>6000K</b>      |
| Luminosità/Lumen:                | 875 (360°)        |
| <b>Durata/Lifetime:</b>          | <b>15000</b>      |
| Fattore di potenza/Power Factor: | PF>0.5            |
| Dimensioni/Size:                 | 60x110MM          |
| Dimmerabile/Dimmable:            | NO                |
| Tensione/Voltage:                | 220-240V          |
| Frequenza/Operating Frequency:   | 50/60Hz           |
| Cri:                             | 84                |
| Classe Energetica/Energy Class:  | F                 |
| On/Off:                          | 0.5sec            |
| Accensioni/Switch:               | 7500              |



**875 (360°)**  
L U M E N



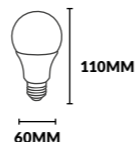
## Lampadine LED



|                                  |                   |
|----------------------------------|-------------------|
| Cod. articolo/Item code:         | <b>LED20013.3</b> |
| Codice Ean/Barcode:              | 8057506771264     |
| Attacco/Fitting:                 | E27               |
| Potenza/Power:                   | 12W               |
| Equal Watt:                      | 81W               |
| <b>Colour Temperature:</b>       | <b>3000K</b>      |
| Luminosità/Lumen:                | 1160 (360°)       |
| <b>Durata/Lifetime:</b>          | <b>20000</b>      |
| Fattore di potenza/Power Factor: | PF>0.5            |
| Dimensioni/Size:                 | 60x110MM          |
| Dimmerabile/Dimmable:            | NO                |
| Tensione/Voltage:                | 220-240V          |
| Frequenza/Operating Frequency:   | 50/60Hz           |
| Cri:                             | 82                |
| Classe Energetica/Energy Class:  | F                 |
| On/Off:                          | 0.5sec            |
| Accensioni/Switch:               | 10000             |



**1160 (360°)**  
L U M E N



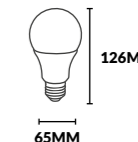
## Lampadine LED




|                                  |                   |
|----------------------------------|-------------------|
| Cod. articolo/Item code:         | <b>LED20014.3</b> |
| Codice Ean/Barcode:              | 8059606146577     |
| Attacco/Fitting:                 | E27               |
| Potenza/Power:                   | 14W               |
| Equal Watt:                      | 100W              |
| <b>Colour Temperature:</b>       | <b>3000K</b>      |
| Luminosità/Lumen:                | 1353 (360°)       |
| <b>Durata/Lifetime:</b>          | <b>15000</b>      |
| Fattore di potenza/Power Factor: | PF>0.5            |
| Dimensioni/Size:                 | 65x126MM          |
| Dimmerabile/Dimmable:            | NO                |
| Tensione/Voltage:                | 220-240V          |
| Frequenza/Operating Frequency:   | 50/60Hz           |
| Cri:                             | 83                |
| Classe Energetica/Energy Class:  | F                 |
| On/Off:                          | 0.5sec            |
| Accensioni/Switch:               | 7500              |



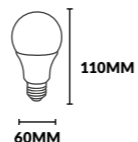
**1353 (360°)**  
L U M E N




|                                  |                   |
|----------------------------------|-------------------|
| Cod. articolo/Item code:         | <b>LED20013.4</b> |
| Codice Ean/Barcode:              | 8059606147383     |
| Attacco/Fitting:                 | E27               |
| Potenza/Power:                   | 12W               |
| Equal Watt:                      | 82W               |
| <b>Colour Temperature:</b>       | <b>4000K</b>      |
| Luminosità/Lumen:                | 1180 (360°)       |
| <b>Durata/Lifetime:</b>          | <b>20000</b>      |
| Fattore di potenza/Power Factor: | PF>0.5            |
| Dimensioni/Size:                 | 60x110MM          |
| Dimmerabile/Dimmable:            | NO                |
| Tensione/Voltage:                | 220-240V          |
| Frequenza/Operating Frequency:   | 50/60Hz           |
| Cri:                             | 83                |
| Classe Energetica/Energy Class:  | F                 |
| On/Off:                          | 0.5sec            |
| Accensioni/Switch:               | 10000             |



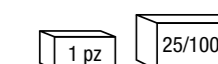
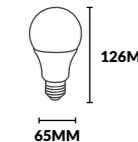
**1180 (360°)**  
L U M E N




|                                  |                   |
|----------------------------------|-------------------|
| Cod. articolo/Item code:         | <b>LED20014.4</b> |
| Codice Ean/Barcode:              | 8057506771295     |
| Attacco/Fitting:                 | E27               |
| Potenza/Power:                   | 14W               |
| Equal Watt:                      | 107W              |
| <b>Colour Temperature:</b>       | <b>4000K</b>      |
| Luminosità/Lumen:                | 1362 (360°)       |
| <b>Durata/Lifetime:</b>          | <b>15000</b>      |
| Fattore di potenza/Power Factor: | PF>0.5            |
| Dimensioni/Size:                 | 65x126MM          |
| Dimmerabile/Dimmable:            | NO                |
| Tensione/Voltage:                | 220-240V          |
| Frequenza/Operating Frequency:   | 50/60Hz           |
| Cri:                             | 84                |
| Classe Energetica/Energy Class:  | F                 |
| On/Off:                          | 0.5sec            |
| Accensioni/Switch:               | 7500              |



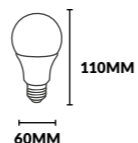
**1362 (360°)**  
L U M E N




|                                  |                   |
|----------------------------------|-------------------|
| Cod. articolo/Item code:         | <b>LED20013.6</b> |
| Codice Ean/Barcode:              | 8059606147413     |
| Attacco/Fitting:                 | E27               |
| Potenza/Power:                   | 12W               |
| Equal Watt:                      | 83W               |
| <b>Colour Temperature:</b>       | <b>6000K</b>      |
| Luminosità/Lumen:                | 1200 (360°)       |
| <b>Durata/Lifetime:</b>          | <b>20000</b>      |
| Fattore di potenza/Power Factor: | PF>0.5            |
| Dimensioni/Size:                 | 60x110MM          |
| Dimmerabile/Dimmable:            | NO                |
| Tensione/Voltage:                | 220-240V          |
| Frequenza/Operating Frequency:   | 50/60Hz           |
| Cri:                             | 82                |
| Classe Energetica/Energy Class:  | F                 |
| On/Off:                          | 0.5sec            |
| Accensioni/Switch:               | 10000             |



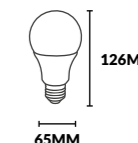
**1200 (360°)**  
L U M E N



|                                  |                    |
|----------------------------------|--------------------|
| Cod. articolo/Item code:         | <b>LED20014.65</b> |
| Codice Ean/Barcode:              | 8059606148908      |
| Attacco/Fitting:                 | E27                |
| Potenza/Power:                   | 14W                |
| Equal Watt:                      | 108W               |
| <b>Colour Temperature:</b>       | <b>6500K</b>       |
| Luminosità/Lumen:                | 1370 (360°)        |
| <b>Durata/Lifetime:</b>          | <b>15000</b>       |
| Fattore di potenza/Power Factor: | PF>0.5             |
| Dimensioni/Size:                 | 65x126MM           |
| Dimmerabile/Dimmable:            | NO                 |
| Tensione/Voltage:                | 220-240V           |
| Frequenza/Operating Frequency:   | 50/60Hz            |
| Cri:                             | 87                 |
| Classe Energetica/Energy Class:  | F                  |
| On/Off:                          | 0.5sec             |
| Accensioni/Switch:               | 7500               |



**1370 (360°)**  
L U M E N





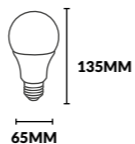
## Lampadine LED



|                                  |                   |
|----------------------------------|-------------------|
| <b>Cod. articolo/Item code:</b>  | <b>LED20015.3</b> |
| Codice Ean/Barcode:              | 8057506771325     |
| Attacco/Fitting:                 | E27               |
| Potenza/Power:                   | 18W               |
| Equal Watt:                      | 117W              |
| <b>Colour Temperature:</b>       | <b>3000K</b>      |
| Luminosità/Lumen:                | 1830 (360°)       |
| <b>Durata/Lifetime:</b>          | <b>20000</b>      |
| Fattore di potenza/Power Factor: | PF>0.5            |
| Dimensioni/Size:                 | 65x135MM          |
| Dimmerabile/Dimmable:            | NO                |
| Tensione/Voltage:                | 220-240V          |
| Frequenza/Operating Frequency:   | 50/60Hz           |
| Cri:                             | 80                |
| Classe Energetica/Energy Class:  | F                 |
| On/Off:                          | 0.5sec            |
| Accensioni/Switch:               | 10000             |



**1830 (360°)**  
LUMEN



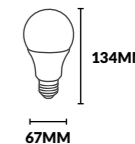
## Lampadine LED




|                                  |                   |
|----------------------------------|-------------------|
| <b>Cod. articolo/Item code:</b>  | <b>LED20016.3</b> |
| Codice Ean/Barcode:              | 8057506771417     |
| Attacco/Fitting:                 | E27               |
| Potenza/Power:                   | 20W               |
| Equal Watt:                      | 126W              |
| <b>Colour Temperature:</b>       | <b>3000K</b>      |
| Luminosità/Lumen:                | 2066 (360°)       |
| <b>Durata/Lifetime:</b>          | <b>20000</b>      |
| Fattore di potenza/Power Factor: | PF>0.4            |
| Dimensioni/Size:                 | 67x134MM          |
| Dimmerabile/Dimmable:            | NO                |
| Tensione/Voltage:                | 220-240V          |
| Frequenza/Operating Frequency:   | 50/60Hz           |
| Cri:                             | 80                |
| Classe Energetica/Energy Class:  | F                 |
| On/Off:                          | 0.2sec            |
| Accensioni/Switch:               | 10000             |



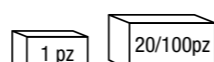
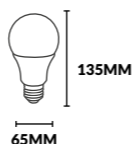
**2066 (360°)**  
LUMEN



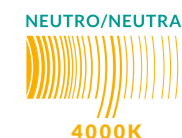
|                                  |                   |
|----------------------------------|-------------------|
| <b>Cod. articolo/Item code:</b>  | <b>LED20015.4</b> |
| Codice Ean/Barcode:              | 8057506771356     |
| Attacco/Fitting:                 | E27               |
| Potenza/Power:                   | 18W               |
| Equal Watt:                      | 118W              |
| <b>Colour Temperature:</b>       | <b>4000K</b>      |
| Luminosità/Lumen:                | 1851 (360°)       |
| <b>Durata/Lifetime:</b>          | <b>20000</b>      |
| Fattore di potenza/Power Factor: | PF>0.5            |
| Dimensioni/Size:                 | 65x135MM          |
| Dimmerabile/Dimmable:            | NO                |
| Tensione/Voltage:                | 220-240V          |
| Frequenza/Operating Frequency:   | 50/60Hz           |
| Cri:                             | 80                |
| Classe Energetica/Energy Class:  | F                 |
| On/Off:                          | 0.5sec            |
| Accensioni/Switch:               | 10000             |



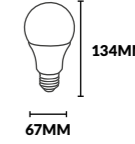
**1851 (360°)**  
LUMEN




|                                  |                   |
|----------------------------------|-------------------|
| <b>Cod. articolo/Item code:</b>  | <b>LED20016.4</b> |
| Codice Ean/Barcode:              | 8057506771448     |
| Attacco/Fitting:                 | E27               |
| Potenza/Power:                   | 20W               |
| Equal Watt:                      | 130W              |
| <b>Colour Temperature:</b>       | <b>4000K</b>      |
| Luminosità/Lumen:                | 2133 (360°)       |
| <b>Durata/Lifetime:</b>          | <b>20000</b>      |
| Fattore di potenza/Power Factor: | PF>0.4            |
| Dimensioni/Size:                 | 67x134MM          |
| Dimmerabile/Dimmable:            | NO                |
| Tensione/Voltage:                | 220-240V          |
| Frequenza/Operating Frequency:   | 50/60Hz           |
| Cri:                             | 82                |
| Classe Energetica/Energy Class:  | F                 |
| On/Off:                          | 0.2sec            |
| Accensioni/Switch:               | 10000             |



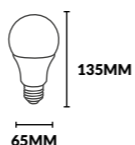
**2133 (360°)**  
LUMEN




|                                  |                   |
|----------------------------------|-------------------|
| <b>Cod. articolo/Item code:</b>  | <b>LED20015.6</b> |
| Codice Ean/Barcode:              | 8057506771387     |
| Attacco/Fitting:                 | E27               |
| Potenza/Power:                   | 18W               |
| Equal Watt:                      | 120W              |
| <b>Colour Temperature:</b>       | <b>6000K</b>      |
| Luminosità/Lumen:                | 1885 (360°)       |
| <b>Durata/Lifetime:</b>          | <b>20000</b>      |
| Fattore di potenza/Power Factor: | PF>0.5            |
| Dimensioni/Size:                 | 65x135MM          |
| Dimmerabile/Dimmable:            | NO                |
| Tensione/Voltage:                | 220-240V          |
| Frequenza/Operating Frequency:   | 50/60Hz           |
| Cri:                             | 81                |
| Classe Energetica/Energy Class:  | F                 |
| On/Off:                          | 0.5sec            |
| Accensioni/Switch:               | 10000             |



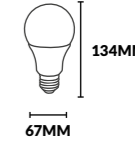
**1885 (360°)**  
LUMEN



|                                  |                   |
|----------------------------------|-------------------|
| <b>Cod. articolo/Item code:</b>  | <b>LED20016.6</b> |
| Codice Ean/Barcode:              | 8057506771479     |
| Attacco/Fitting:                 | E27               |
| Potenza/Power:                   | 20W               |
| Equal Watt:                      | 130W              |
| <b>Colour Temperature:</b>       | <b>6000K</b>      |
| Luminosità/Lumen:                | 2135 (360°)       |
| <b>Durata/Lifetime:</b>          | <b>20000</b>      |
| Fattore di potenza/Power Factor: | PF>0.4            |
| Dimensioni/Size:                 | 67x134MM          |
| Dimmerabile/Dimmable:            | NO                |
| Tensione/Voltage:                | 220-240V          |
| Frequenza/Operating Frequency:   | 50/60Hz           |
| Cri:                             | 82                |
| Classe Energetica/Energy Class:  | F                 |
| On/Off:                          | 0.2sec            |
| Accensioni/Switch:               | 10000             |



**2135 (360°)**  
LUMEN



## Quali sono i vantaggi delle lampadine LED?

L'illuminazione a LED dura più a lungo e consuma molta meno energia, rendendo le luci a LED migliori per l'ambiente. Inoltre, le lampade a LED non contengono nemmeno mercurio tossico, come le lampadine a basso consumo energetico e questo le rende anche migliori per l'ambiente.

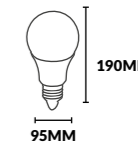


|                                  |                    |
|----------------------------------|--------------------|
| Cod. articolo/Item code:         | <b>LED20017.65</b> |
| Codice Ean/Barcode:              | 8057506771561      |
| Attacco/Fitting:                 | E27                |
| Potenza/Power:                   | 28W                |
| Equal Watt:                      | 170W               |
| <b>Colour Temperature:</b>       | <b>6500K</b>       |
| Luminosità/Lumen:                | 2950 (360°)        |
| <b>Durata/Lifetime:</b>          | <b>20000</b>       |
| Fattore di potenza/Power Factor: | PF>0.9             |
| Dimensioni/Size:                 | 95x190MM           |
| Dimmerabile/Dimmable:            | NO                 |
| Tensione/Voltage:                | 220-240V           |
| Frequenza/Operating Frequency:   | 50/60Hz            |
| Cri:                             | 83                 |
| Classe Energetica/Energy Class:  | F                  |
| On/Off:                          | 0.2sec             |
| Accensioni/Switch:               | 10000              |

FREDDO/COLD  
6500K



2950 (360°)  
LUMEN



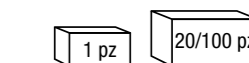
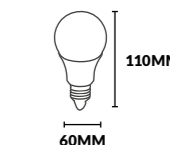
Sensore  
Crepuscolare

|                                  |                    |
|----------------------------------|--------------------|
| Cod. articolo/Item code:         | <b>LED20018.3S</b> |
| Codice Ean/Barcode:              | 8057506771592      |
| Attacco/Fitting:                 | E27                |
| Potenza/Power:                   | 7W                 |
| Equal Watt:                      | 50W                |
| <b>Colour Temperature:</b>       | <b>3000K</b>       |
| Luminosità/Lumen:                | 629 (360°)         |
| <b>Durata/Lifetime:</b>          | <b>20000</b>       |
| Fattore di potenza/Power Factor: | PF>0.5             |
| Dimensioni/Size:                 | 60x110MM           |
| Dimmerabile/Dimmable:            | NO                 |
| Tensione/Voltage:                | 220-240V           |
| Frequenza/Operating Frequency:   | 50/60Hz            |
| Cri:                             | 82                 |
| Classe Energetica/Energy Class:  | F                  |
| On/Off:                          | 0.5sec             |
| Accensioni/Switch:               | 10000              |

CALDO/WARM  
3000K



629 (360°)  
LUMEN



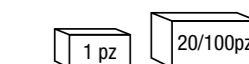
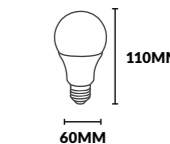
Sensore  
Crepuscolare

|                                  |                    |
|----------------------------------|--------------------|
| Cod. articolo/Item code:         | <b>LED20018.6S</b> |
| Codice Ean/Barcode:              | 8059606146218      |
| Attacco/Fitting:                 | E27                |
| Potenza/Power:                   | 7W                 |
| Equal Watt:                      | 51W                |
| <b>Colour Temperature:</b>       | <b>6000K</b>       |
| Luminosità/Lumen:                | 650 (360°)         |
| <b>Durata/Lifetime:</b>          | <b>20000</b>       |
| Fattore di potenza/Power Factor: | PF>0.5             |
| Dimensioni/Size:                 | 60x110MM           |
| Dimmerabile/Dimmable:            | NO                 |
| Tensione/Voltage:                | 220-240V           |
| Frequenza/Operating Frequency:   | 50/60Hz            |
| Cri:                             | 82                 |
| Classe Energetica/Energy Class:  | F                  |
| On/Off:                          | 0.5sec             |
| Accensioni/Switch:               | 10000              |

FREDDO/COLD  
6000K



650 (360°)  
LUMEN





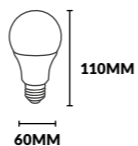
## Lampadine LED



|                                  |                    |
|----------------------------------|--------------------|
| Cod. articolo/Item code:         | <b>LED20019.3S</b> |
| Codice Ean/Barcode:              | 8057506771622      |
| Attacco/Fitting:                 | E27                |
| Potenza/Power:                   | 12W                |
| Equal Watt:                      | 81W                |
| <b>Colour Temperature:</b>       | <b>3000K</b>       |
| Luminosità/Lumen:                | 1160 (360°)        |
| <b>Durata/Lifetime:</b>          | <b>20000</b>       |
| Fattore di potenza/Power Factor: | PF>0.5             |
| Dimensioni/Size:                 | 60x110MM           |
| Dimmerabile/Dimmable:            | NO                 |
| Tensione/Voltage:                | 220-240V           |
| Frequenza/Operating Frequency:   | 50/60Hz            |
| Cri:                             | 83                 |
| Classe Energetica/Energy Class:  | F                  |
| On/Off:                          | 0.5sec             |
| Accensioni/Switch:               | 10000              |



**1160 (360°)**  
**LUMEN**



Sensore Crepuscolare

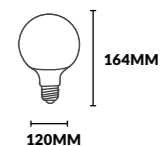
## Lampadine LED




|                                  |                   |
|----------------------------------|-------------------|
| Cod. articolo/Item code:         | <b>LED20020.3</b> |
| Codice Ean/Barcode:              | 8057506771684     |
| Attacco/Fitting:                 | E27               |
| Potenza/Power:                   | 20W               |
| Equal Watt:                      | 129W              |
| <b>Colour Temperature:</b>       | <b>3000K</b>      |
| Luminosità/Lumen:                | 2055 (360°)       |
| <b>Durata/Lifetime:</b>          | <b>25000</b>      |
| Fattore di potenza/Power Factor: | PF>0.5            |
| Dimensioni/Size:                 | 120x164MM         |
| Dimmerabile/Dimmable:            | NO                |
| Tensione/Voltage:                | 220-240V          |
| Frequenza/Operating Frequency:   | 50/60Hz           |
| Cri:                             | 81                |
| Classe Energetica/Energy Class:  | F                 |
| On/Off:                          | 0.5sec            |
| Accensioni/Switch:               | 7500              |



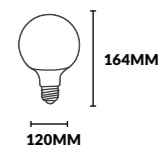
**2055 (360°)**  
**LUMEN**



|                                  |                   |
|----------------------------------|-------------------|
| Cod. articolo/Item code:         | <b>LED20020.4</b> |
| Codice Ean/Barcode:              | 8057506771714     |
| Attacco/Fitting:                 | E27               |
| Potenza/Power:                   | 20W               |
| Equal Watt:                      | 132W              |
| <b>Colour Temperature:</b>       | <b>4000K</b>      |
| Luminosità/Lumen:                | 2111 (360°)       |
| <b>Durata/Lifetime:</b>          | <b>25000</b>      |
| Fattore di potenza/Power Factor: | PF>0.5            |
| Dimensioni/Size:                 | 120x164MM         |
| Dimmerabile/Dimmable:            | NO                |
| Tensione/Voltage:                | 220-240V          |
| Frequenza/Operating Frequency:   | 50/60Hz           |
| Cri:                             | 81                |
| Classe Energetica/Energy Class:  | F                 |
| On/Off:                          | 0.5sec            |
| Accensioni/Switch:               | 7500              |



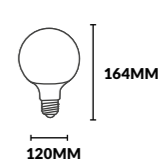
**2111 (360°)**  
**LUMEN**



|                                  |                   |
|----------------------------------|-------------------|
| Cod. articolo/Item code:         | <b>LED20020.6</b> |
| Codice Ean/Barcode:              | 8057506771745     |
| Attacco/Fitting:                 | E27               |
| Potenza/Power:                   | 20W               |
| Equal Watt:                      | 134W              |
| <b>Colour Temperature:</b>       | <b>6000K</b>      |
| Luminosità/Lumen:                | 2157 (360°)       |
| <b>Durata/Lifetime:</b>          | <b>25000</b>      |
| Fattore di potenza/Power Factor: | PF>0.5            |
| Dimensioni/Size:                 | 120x164MM         |
| Dimmerabile/Dimmable:            | NO                |
| Tensione/Voltage:                | 220-240V          |
| Frequenza/Operating Frequency:   | 50/60Hz           |
| Cri:                             | 81                |
| Classe Energetica/Energy Class:  | F                 |
| On/Off:                          | 0.5sec            |
| Accensioni/Switch:               | 7500              |



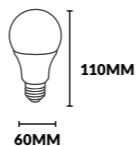
**2157 (360°)**  
**LUMEN**



|                                  |                    |
|----------------------------------|--------------------|
| Cod. articolo/Item code:         | <b>LED20019.6S</b> |
| Codice Ean/Barcode:              | 8057506771653      |
| Attacco/Fitting:                 | E27                |
| Potenza/Power:                   | 12W                |
| Equal Watt:                      | 85W                |
| <b>Colour Temperature:</b>       | <b>6000K</b>       |
| Luminosità/Lumen:                | 1255 (360°)        |
| <b>Durata/Lifetime:</b>          | <b>20000</b>       |
| Fattore di potenza/Power Factor: | PF>0.5             |
| Dimensioni/Size:                 | 60x110MM           |
| Dimmerabile/Dimmable:            | NO                 |
| Tensione/Voltage:                | 220-240V           |
| Frequenza/Operating Frequency:   | 50/60Hz            |
| Cri:                             | 84                 |
| Classe Energetica/Energy Class:  | F                  |
| On/Off:                          | 0.5sec             |
| Accensioni/Switch:               | 10000              |



**1255 (360°)**  
**LUMEN**



34

Sensore Crepuscolare

35



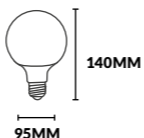
## Lampadine LED



|                                  |                   |
|----------------------------------|-------------------|
| Cod. articolo/Item code:         | <b>LED20021.3</b> |
| Codice Ean/Barcode:              | 8057506772667     |
| Attacco/Fitting:                 | E27               |
| Potenza/Power:                   | 15W               |
| Equal Watt:                      | 99W               |
| <b>Colour Temperature:</b>       | <b>3000K</b>      |
| Luminosità/Lumen:                | 1500 (360°)       |
| <b>Durata/Lifetime:</b>          | <b>20000</b>      |
| Fattore di potenza/Power Factor: | PF>0.5            |
| Dimensioni/Size:                 | 95x140MM          |
| Dimmerabile/Dimmable:            | NO                |
| Tensione/Voltage:                | 220-240V          |
| Frequenza/Operating Frequency:   | 50/60Hz           |
| Cri:                             | 83                |
| Classe Energetica/Energy Class:  | F                 |
| On/Off:                          | 0.5sec            |
| Accensioni/Switch:               | 10000             |




**1500 (360°)**  
L U M E N



## Lampadine LED




|                                  |                     |
|----------------------------------|---------------------|
| Cod. articolo/Item code:         | <b>LED10002.3X2</b> |
| Codice Ean/Barcode:              | 8059606146874       |
| Attacco/Fitting:                 | E14                 |
| Potenza/Power:                   | 5W                  |
| Equal Watt:                      | 37W                 |
| <b>Colour Temperature:</b>       | <b>3000K</b>        |
| Luminosità/Lumen:                | 430 (360°)          |
| <b>Durata/Lifetime:</b>          | <b>15000</b>        |
| Fattore di potenza/Power Factor: | PF>0.5              |
| Dimensioni/Size:                 | 45x80MM             |
| Dimmerabile/Dimmable:            | NO                  |
| Tensione/Voltage:                | 220-240V            |
| Frequenza/Operating Frequency:   | 50/60Hz             |
| Cri:                             | 82                  |
| Classe Energetica/Energy Class:  | F                   |
| On/Off:                          | 0.5sec              |
| Accensioni/Switch:               | 7500                |



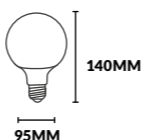
**430 (360°)**  
L U M E N




|                                  |                   |
|----------------------------------|-------------------|
| Cod. articolo/Item code:         | <b>LED20021.4</b> |
| Codice Ean/Barcode:              | 8057506772674     |
| Attacco/Fitting:                 | E27               |
| Potenza/Power:                   | 15W               |
| Equal Watt:                      | 100W              |
| <b>Colour Temperature:</b>       | <b>4000K</b>      |
| Luminosità/Lumen:                | 1521 (360°)       |
| <b>Durata/Lifetime:</b>          | <b>20000</b>      |
| Fattore di potenza/Power Factor: | PF>0.5            |
| Dimensioni/Size:                 | 95x140MM          |
| Dimmerabile/Dimmable:            | NO                |
| Tensione/Voltage:                | 220-240V          |
| Frequenza/Operating Frequency:   | 50/60Hz           |
| Cri:                             | 82                |
| Classe Energetica/Energy Class:  | F                 |
| On/Off:                          | 0.5sec            |
| Accensioni/Switch:               | 10000             |



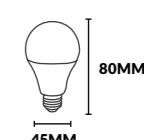
**1521 (360°)**  
L U M E N




|                                  |                     |
|----------------------------------|---------------------|
| Cod. articolo/Item code:         | <b>LED10002.4X2</b> |
| Codice Ean/Barcode:              | 8057506771776       |
| Attacco/Fitting:                 | E14                 |
| Potenza/Power:                   | 5W                  |
| Equal Watt:                      | 39W                 |
| <b>Colour Temperature:</b>       | <b>4000K</b>        |
| Luminosità/Lumen:                | 437 (360°)          |
| <b>Durata/Lifetime:</b>          | <b>15000</b>        |
| Fattore di potenza/Power Factor: | PF>0.5              |
| Dimensioni/Size:                 | 45x80MM             |
| Dimmerabile/Dimmable:            | NO                  |
| Tensione/Voltage:                | 220-240V            |
| Frequenza/Operating Frequency:   | 50/60Hz             |
| Cri:                             | 82                  |
| Classe Energetica/Energy Class:  | F                   |
| On/Off:                          | 0.5sec              |
| Accensioni/Switch:               | 7500                |



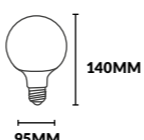
**437 (360°)**  
L U M E N




|                                  |                   |
|----------------------------------|-------------------|
| Cod. articolo/Item code:         | <b>LED20021.6</b> |
| Codice Ean/Barcode:              | 8057506772681     |
| Attacco/Fitting:                 | E27               |
| Potenza/Power:                   | 15W               |
| Equal Watt:                      | 102W              |
| <b>Colour Temperature:</b>       | <b>6000K</b>      |
| Luminosità/Lumen:                | 1550 (360°)       |
| <b>Durata/Lifetime:</b>          | <b>20000</b>      |
| Fattore di potenza/Power Factor: | PF>0.5            |
| Dimensioni/Size:                 | 95x140MM          |
| Dimmerabile/Dimmable:            | NO                |
| Tensione/Voltage:                | 220-240V          |
| Frequenza/Operating Frequency:   | 50/60Hz           |
| Cri:                             | 83                |
| Classe Energetica/Energy Class:  | F                 |
| On/Off:                          | 0.5sec            |
| Accensioni/Switch:               | 10000             |



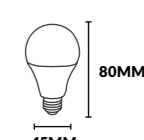
**1550 (360°)**  
L U M E N



|                                  |                     |
|----------------------------------|---------------------|
| Cod. articolo/Item code:         | <b>LED10002.6X2</b> |
| Codice Ean/Barcode:              | 8057506771806       |
| Attacco/Fitting:                 | E14                 |
| Potenza/Power:                   | 5W                  |
| Equal Watt:                      | 40W                 |
| <b>Colour Temperature:</b>       | <b>6000K</b>        |
| Luminosità/Lumen:                | 441 (360°)          |
| <b>Durata/Lifetime:</b>          | <b>15000</b>        |
| Fattore di potenza/Power Factor: | PF>0.5              |
| Dimensioni/Size:                 | 45x80MM             |
| Dimmerabile/Dimmable:            | NO                  |
| Tensione/Voltage:                | 220-240V            |
| Frequenza/Operating Frequency:   | 50/60Hz             |
| Cri:                             | 83                  |
| Classe Energetica/Energy Class:  | F                   |
| On/Off:                          | 0.5sec              |
| Accensioni/Switch:               | 7500                |



**441 (360°)**  
L U M E N






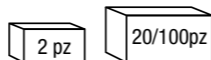
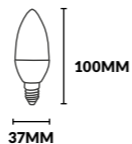
## Lampadine LED



|                                  |                     |
|----------------------------------|---------------------|
| Cod. articolo/Item code:         | <b>LED10005.3X2</b> |
| Codice Ean/Barcode:              | 8059606146904       |
| Attacco/Fitting:                 | E14                 |
| Potenza/Power:                   | 5W                  |
| Equal Watt:                      | 37W                 |
| <b>Colour Temperature:</b>       | <b>3000K</b>        |
| Luminosità/Lumen:                | 425 (360°)          |
| <b>Durata/Lifetime:</b>          | <b>15000</b>        |
| Fattore di potenza/Power Factor: | PF>0.5              |
| Dimensioni/Size:                 | 37x100MM            |
| Dimmerabile/Dimmable:            | NO                  |
| Tensione/Voltage:                | 220-240V            |
| Frequenza/Operating Frequency:   | 50/60Hz             |
| Cri:                             | 83                  |
| Classe Energetica/Energy Class:  | F                   |
| On/Off:                          | 0.5sec              |
| Accensioni/Switch:               | 7500                |



**425 (360°)**  
L U M E N



## Lampadine LED


|                                  |                     |
|----------------------------------|---------------------|
| Cod. articolo/Item code:         | <b>LED20009.3X2</b> |
| Codice Ean/Barcode:              | 8057506771899       |
| Attacco/Fitting:                 | E27                 |
| Potenza/Power:                   | 5W                  |
| Equal Watt:                      | 37W                 |
| <b>Colour Temperature:</b>       | <b>3000K</b>        |
| Luminosità/Lumen:                | 430 (360°)          |
| <b>Durata/Lifetime:</b>          | <b>15000</b>        |
| Fattore di potenza/Power Factor: | PF>0.5              |
| Dimensioni/Size:                 | 45x80MM             |
| Dimmerabile/Dimmable:            | NO                  |
| Tensione/Voltage:                | 220-240V            |
| Frequenza/Operating Frequency:   | 50/60Hz             |
| Cri:                             | 82                  |
| Classe Energetica/Energy Class:  | F                   |
| On/Off:                          | 0.5sec              |
| Accensioni/Switch:               | 7500                |



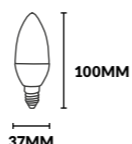
**430 (360°)**  
L U M E N



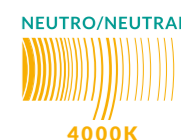
|                                  |                     |
|----------------------------------|---------------------|
| Cod. articolo/Item code:         | <b>LED10005.4X2</b> |
| Codice Ean/Barcode:              | 8057506771837       |
| Attacco/Fitting:                 | E14                 |
| Potenza/Power:                   | 5W                  |
| Equal Watt:                      | 39W                 |
| <b>Colour Temperature:</b>       | <b>4000K</b>        |
| Luminosità/Lumen:                | 430 (360°)          |
| <b>Durata/Lifetime:</b>          | <b>15000</b>        |
| Fattore di potenza/Power Factor: | PF>0.5              |
| Dimensioni/Size:                 | 37x100MM            |
| Dimmerabile/Dimmable:            | NO                  |
| Tensione/Voltage:                | 220-240V            |
| Frequenza/Operating Frequency:   | 50/60Hz             |
| Cri:                             | 83                  |
| Classe Energetica/Energy Class:  | F                   |
| On/Off:                          | 0.5sec              |
| Accensioni/Switch:               | 7500                |



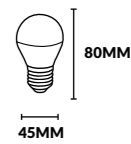
**430 (360°)**  
L U M E N




|                                  |                     |
|----------------------------------|---------------------|
| Cod. articolo/Item code:         | <b>LED20009.4X2</b> |
| Codice Ean/Barcode:              | 8057506771929       |
| Attacco/Fitting:                 | E27                 |
| Potenza/Power:                   | 5W                  |
| Equal Watt:                      | 39W                 |
| <b>Colour Temperature:</b>       | <b>4000K</b>        |
| Luminosità/Lumen:                | 436 (360°)          |
| <b>Durata/Lifetime:</b>          | <b>15000</b>        |
| Fattore di potenza/Power Factor: | PF>0.5              |
| Dimensioni/Size:                 | 45x80MM             |
| Dimmerabile/Dimmable:            | NO                  |
| Tensione/Voltage:                | 220-240V            |
| Frequenza/Operating Frequency:   | 50/60Hz             |
| Cri:                             | 82                  |
| Classe Energetica/Energy Class:  | F                   |
| On/Off:                          | 0.5sec              |
| Accensioni/Switch:               | 7500                |



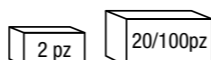
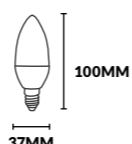
**436 (360°)**  
L U M E N




|                                  |                     |
|----------------------------------|---------------------|
| Cod. articolo/Item code:         | <b>LED10005.6X2</b> |
| Codice Ean/Barcode:              | 8057506771868       |
| Attacco/Fitting:                 | E14                 |
| Potenza/Power:                   | 5W                  |
| Equal Watt:                      | 40W                 |
| <b>Colour Temperature:</b>       | <b>6000K</b>        |
| Luminosità/Lumen:                | 438 (360°)          |
| <b>Durata/Lifetime:</b>          | <b>15000</b>        |
| Fattore di potenza/Power Factor: | PF>0.5              |
| Dimensioni/Size:                 | 37x100MM            |
| Dimmerabile/Dimmable:            | NO                  |
| Tensione/Voltage:                | 220-240V            |
| Frequenza/Operating Frequency:   | 50/60Hz             |
| Cri:                             | 84                  |
| Classe Energetica/Energy Class:  | F                   |
| On/Off:                          | 0.5sec              |
| Accensioni/Switch:               | 7500                |



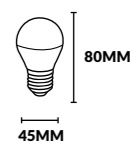
**438 (360°)**  
L U M E N



|                                  |                     |
|----------------------------------|---------------------|
| Cod. articolo/Item code:         | <b>LED20009.6X2</b> |
| Codice Ean/Barcode:              | 8057506771950       |
| Attacco/Fitting:                 | E27                 |
| Potenza/Power:                   | 5W                  |
| Equal Watt:                      | 40W                 |
| <b>Colour Temperature:</b>       | <b>6000K</b>        |
| Luminosità/Lumen:                | 441 (360°)          |
| <b>Durata/Lifetime:</b>          | <b>15000</b>        |
| Fattore di potenza/Power Factor: | PF>0.5              |
| Dimensioni/Size:                 | 45x80MM             |
| Dimmerabile/Dimmable:            | NO                  |
| Tensione/Voltage:                | 220-240V            |
| Frequenza/Operating Frequency:   | 50/60Hz             |
| Cri:                             | 83                  |
| Classe Energetica/Energy Class:  | F                   |
| On/Off:                          | 0.5sec              |
| Accensioni/Switch:               | 7500                |



**441 (360°)**  
L U M E N



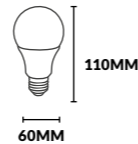
## Lampadine LED



|                                  |                     |
|----------------------------------|---------------------|
| <b>Cod. articolo/Item code:</b>  | <b>LED20012.3X3</b> |
| Codice Ean/Barcode:              | 8059606146188       |
| Attacco/Fitting:                 | E27                 |
| Potenza/Power:                   | 9W                  |
| Equal Watt:                      | 63W                 |
| <b>Colour Temperature:</b>       | <b>3000K</b>        |
| Luminosità/Lumen:                | 860 (360°)          |
| <b>Durata/Lifetime:</b>          | <b>15000</b>        |
| Fattore di potenza/Power Factor: | PF>0.5              |
| Dimensioni/Size:                 | 60x110MM            |
| Dimmerabile/Dimmable:            | NO                  |
| Tensione/Voltage:                | 220-240V            |
| Frequenza/Operating Frequency:   | 50/60Hz             |
| Cri:                             | 82                  |
| Classe Energetica/Energy Class:  | F                   |
| On/Off:                          | 0.5sec              |
| Accensioni/Switch:               | 7500                |




**860 (360°)**  
L U M E N



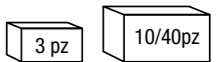
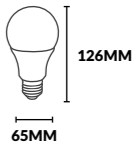
## Lampadine LED




|                                  |                     |
|----------------------------------|---------------------|
| <b>Cod. articolo/Item code:</b>  | <b>LED20014.3X3</b> |
| Codice Ean/Barcode:              | 8057506772018       |
| Attacco/Fitting:                 | E27                 |
| Potenza/Power:                   | 14W                 |
| Equal Watt:                      | 90W                 |
| <b>Colour Temperature:</b>       | <b>3000K</b>        |
| Luminosità/Lumen:                | 1353 (360°)         |
| <b>Durata/Lifetime:</b>          | <b>15000</b>        |
| Fattore di potenza/Power Factor: | PF>0.5              |
| Dimensioni/Size:                 | 65x126MM            |
| Dimmerabile/Dimmable:            | NO                  |
| Tensione/Voltage:                | 220-240V            |
| Frequenza/Operating Frequency:   | 50/60Hz             |
| Cri:                             | 83                  |
| Classe Energetica/Energy Class:  | F                   |
| On/Off:                          | 0.5sec              |
| Accensioni/Switch:               | 7500                |



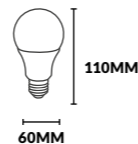
**1353 (360°)**  
L U M E N



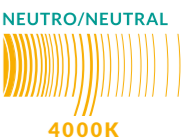
|                                  |                     |
|----------------------------------|---------------------|
| <b>Cod. articolo/Item code:</b>  | <b>LED20012.4X3</b> |
| Codice Ean/Barcode:              | 8059606146935       |
| Attacco/Fitting:                 | E27                 |
| Potenza/Power:                   | 9W                  |
| Equal Watt:                      | 64W                 |
| <b>Colour Temperature:</b>       | <b>4000K</b>        |
| Luminosità/Lumen:                | 872 (360°)          |
| <b>Durata/Lifetime:</b>          | <b>15000</b>        |
| Fattore di potenza/Power Factor: | PF>0.5              |
| Dimensioni/Size:                 | 60x110MM            |
| Dimmerabile/Dimmable:            | NO                  |
| Tensione/Voltage:                | 220-240V            |
| Frequenza/Operating Frequency:   | 50/60Hz             |
| Cri:                             | 83                  |
| Classe Energetica/Energy Class:  | F                   |
| On/Off:                          | 0.5sec              |
| Accensioni/Switch:               | 7500                |



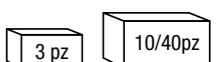
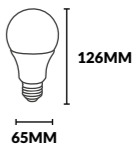
**872 (360°)**  
L U M E N




|                                  |                     |
|----------------------------------|---------------------|
| <b>Cod. articolo/Item code:</b>  | <b>LED20014.4X3</b> |
| Codice Ean/Barcode:              | 8057506772049       |
| Attacco/Fitting:                 | E27                 |
| Potenza/Power:                   | 14W                 |
| Equal Watt:                      | 107W                |
| <b>Colour Temperature:</b>       | <b>4000K</b>        |
| Luminosità/Lumen:                | 1362 (360°)         |
| <b>Durata/Lifetime:</b>          | <b>15000</b>        |
| Fattore di potenza/Power Factor: | PF>0.5              |
| Dimensioni/Size:                 | 65x126MM            |
| Dimmerabile/Dimmable:            | NO                  |
| Tensione/Voltage:                | 220-240V            |
| Frequenza/Operating Frequency:   | 50/60Hz             |
| Cri:                             | 84                  |
| Classe Energetica/Energy Class:  | F                   |
| On/Off:                          | 0.5sec              |
| Accensioni/Switch:               | 7500                |



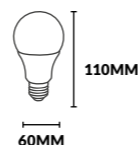
**1362 (360°)**  
L U M E N




|                                  |                     |
|----------------------------------|---------------------|
| <b>Cod. articolo/Item code:</b>  | <b>LED20012.6X3</b> |
| Codice Ean/Barcode:              | 8057506771981       |
| Attacco/Fitting:                 | E27                 |
| Potenza/Power:                   | 9W                  |
| Equal Watt:                      | 66W                 |
| <b>Colour Temperature:</b>       | <b>6000K</b>        |
| Luminosità/Lumen:                | 875 (360°)          |
| <b>Durata/Lifetime:</b>          | <b>15000</b>        |
| Fattore di potenza/Power Factor: | PF>0.5              |
| Dimensioni/Size:                 | 60x110MM            |
| Dimmerabile/Dimmable:            | NO                  |
| Tensione/Voltage:                | 220-240V            |
| Frequenza/Operating Frequency:   | 50/60Hz             |
| Cri:                             | 84                  |
| Classe Energetica/Energy Class:  | F                   |
| On/Off:                          | 0.5sec              |
| Accensioni/Switch:               | 7500                |



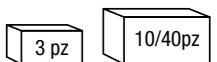
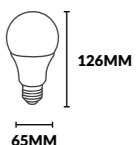
**875 (360°)**  
L U M E N



|                                  |                      |
|----------------------------------|----------------------|
| <b>Cod. articolo/Item code:</b>  | <b>LED20014.65X3</b> |
| Codice Ean/Barcode:              | 8059606148212        |
| Attacco/Fitting:                 | E27                  |
| Potenza/Power:                   | 14W                  |
| Equal Watt:                      | 108W                 |
| <b>Colour Temperature:</b>       | <b>6500K</b>         |
| Luminosità/Lumen:                | 1370 (360°)          |
| <b>Durata/Lifetime:</b>          | <b>15000</b>         |
| Fattore di potenza/Power Factor: | PF>0.5               |
| Dimensioni/Size:                 | 65x126MM             |
| Dimmerabile/Dimmable:            | NO                   |
| Tensione/Voltage:                | 220-240V             |
| Frequenza/Operating Frequency:   | 50/60Hz              |
| Cri:                             | 87                   |
| Classe Energetica/Energy Class:  | F                    |
| On/Off:                          | 0.5sec               |
| Accensioni/Switch:               | 7500                 |



**1370 (360°)**  
L U M E N






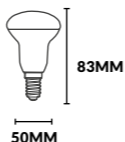
## Lampadine LED



|                                  |                   |
|----------------------------------|-------------------|
| <b>Cod. articolo/Item code:</b>  | <b>LED10022.3</b> |
| Codice Ean/Barcode:              | 8057506772070     |
| Attacco/Fitting:                 | E14               |
| Potenza/Power:                   | 5W                |
| Equal Watt:                      | 35W               |
| <b>Colour Temperature:</b>       | <b>3000K</b>      |
| Luminosità/Lumen:                | 488 (120°)        |
| <b>Angolo/Beam Angle:</b>        | <b>120°</b>       |
| <b>Durata/Lifetime:</b>          | <b>25000</b>      |
| Fattore di potenza/Power Factor: | PF>0.5            |
| Dimensioni/Size:                 | 50x83MM           |
| Dimmerabile/Dimmable:            | NO                |
| Tensione/Voltage:                | 220-240V          |
| Frequenza/Operating Frequency:   | 50/60Hz           |
| Cri:                             | 82                |
| Classe Energetica/Energy Class:  | E                 |
| On/Off:                          | 0.5sec            |
| Accensioni/Switch:               | 12500             |



**488 (120°)**  
L U M E N



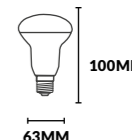
## Lampadine LED




|                                  |                   |
|----------------------------------|-------------------|
| <b>Cod. articolo/Item code:</b>  | <b>LED20023.3</b> |
| Codice Ean/Barcode:              | 8059606147475     |
| Attacco/Fitting:                 | E27               |
| Potenza/Power:                   | 7W                |
| Equal Watt:                      | 42W               |
| <b>Colour Temperature:</b>       | <b>3000K</b>      |
| Luminosità/Lumen:                | 703 (120°)        |
| <b>Angolo/Beam Angle:</b>        | <b>120°</b>       |
| <b>Durata/Lifetime:</b>          | <b>15000</b>      |
| Fattore di potenza/Power Factor: | PF>0.5            |
| Dimensioni/Size:                 | 63x100MM          |
| Dimmerabile/Dimmable:            | NO                |
| Tensione/Voltage:                | 220-240V          |
| Frequenza/Operating Frequency:   | 50/60Hz           |
| Cri:                             | 82                |
| Classe Energetica/Energy Class:  | E                 |
| On/Off:                          | 0.5sec            |
| Accensioni/Switch:               | 7500              |



**703 (120°)**  
L U M E N



|                                  |                   |
|----------------------------------|-------------------|
| <b>Cod. articolo/Item code:</b>  | <b>LED10022.4</b> |
| Codice Ean/Barcode:              | 8057506772780     |
| Attacco/Fitting:                 | E14               |
| Potenza/Power:                   | 5W                |
| Equal Watt:                      | 42W               |
| <b>Colour Temperature:</b>       | <b>4000K</b>      |
| Luminosità/Lumen:                | 495 (120°)        |
| <b>Angolo/Beam Angle:</b>        | <b>120°</b>       |
| <b>Durata/Lifetime:</b>          | <b>25000</b>      |
| Fattore di potenza/Power Factor: | PF>0.5            |
| Dimensioni/Size:                 | 50x83mm           |
| Dimmerabile/Dimmable:            | NO                |
| Tensione/Voltage:                | 220-240V          |
| Frequenza/Operating Frequency:   | 50/60Hz           |
| Cri:                             | 82                |
| Classe Energetica/Energy Class:  | E                 |
| On/Off:                          | 0.5sec            |
| Accensioni/Switch:               | 12500             |



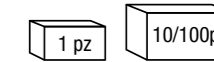
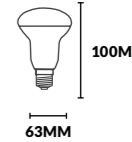
**495 (120°)**  
L U M E N



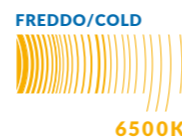
|                                  |                    |
|----------------------------------|--------------------|
| <b>Cod. articolo/Item code:</b>  | <b>LED20023.65</b> |
| Codice Ean/Barcode:              | 8057506772131      |
| Attacco/Fitting:                 | E27                |
| Potenza/Power:                   | 7W                 |
| Equal Watt:                      | 44W                |
| <b>Colour Temperature:</b>       | <b>6500K</b>       |
| Luminosità/Lumen:                | 720 (120°)         |
| <b>Angolo/Beam Angle:</b>        | <b>120°</b>        |
| <b>Durata/Lifetime:</b>          | <b>15000</b>       |
| Fattore di potenza/Power Factor: | PF>0.5             |
| Dimensioni/Size:                 | 63x100MM           |
| Dimmerabile/Dimmable:            | NO                 |
| Tensione/Voltage:                | 220-240V           |
| Frequenza/Operating Frequency:   | 50/60Hz            |
| Cri:                             | 80                 |
| Classe Energetica/Energy Class:  | E                  |
| On/Off:                          | 0.5sec             |
| Accensioni/Switch:               | 7500               |



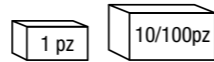
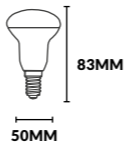
**720 (120°)**  
L U M E N



|                                  |                    |
|----------------------------------|--------------------|
| <b>Cod. articolo/Item code:</b>  | <b>LED10022.65</b> |
| Codice Ean/Barcode:              | 8057506772100      |
| Attacco/Fitting:                 | E14                |
| Potenza/Power:                   | 5W                 |
| Equal Watt:                      | 37W                |
| <b>Colour Temperature:</b>       | <b>6500K</b>       |
| Luminosità/Lumen:                | 502 (120°)         |
| <b>Angolo/Beam Angle:</b>        | <b>120°</b>        |
| <b>Durata/Lifetime:</b>          | <b>25000</b>       |
| Fattore di potenza/Power Factor: | PF>0.5             |
| Dimensioni/Size:                 | 50x83MM            |
| Dimmerabile/Dimmable:            | NO                 |
| Tensione/Voltage:                | 220-240V           |
| Frequenza/Operating Frequency:   | 50/60Hz            |
| Cri:                             | 81                 |
| Classe Energetica/Energy Class:  | E                  |
| On/Off:                          | 0.5sec             |
| Accensioni/Switch:               | 12500              |



**502 (120°)**  
L U M E N



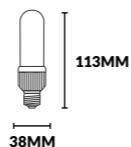
## Lampadine LED



|                                  |                   |
|----------------------------------|-------------------|
| <b>Cod. articolo/Item code:</b>  | <b>LED20024.3</b> |
| Codice Ean/Barcode:              | 8057506772162     |
| Attacco/Fitting:                 | E27               |
| Potenza/Power:                   | 6W                |
| Equal Watt:                      | 45W               |
| <b>Colour Temperature:</b>       | <b>3000K</b>      |
| Luminosità/Lumen:                | 549 (360°)        |
| <b>Durata/Lifetime:</b>          | <b>15000</b>      |
| Fattore di potenza/Power Factor: | PF>0.5            |
| Dimensioni/Size:                 | 38x113MM          |
| Dimmerabile/Dimmable:            | NO                |
| Tensione/Voltage:                | 220-240V          |
| Frequenza/Operating Frequency:   | 50/60Hz           |
| Cri:                             | 81                |
| Classe Energetica/Energy Class:  | F                 |
| On/Off:                          | 0.5sec            |
| Accensioni/Switch:               | 7500              |



**549 (360°)**  
L U M E N



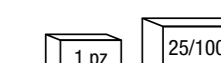
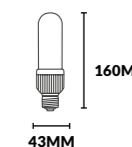
## Lampadine LED




|                                  |                    |
|----------------------------------|--------------------|
| <b>Cod. articolo/Item code:</b>  | <b>LED20025.65</b> |
| Codice Ean/Barcode:              | 8057506772223      |
| Attacco/Fitting:                 | E27                |
| Potenza/Power:                   | 10W                |
| Equal Watt:                      | 70W                |
| <b>Colour Temperature:</b>       | <b>6500K</b>       |
| Luminosità/Lumen:                | 1179 (360°)        |
| <b>Durata/Lifetime:</b>          | <b>15000</b>       |
| Fattore di potenza/Power Factor: | PF>0.5             |
| Dimensioni/Size:                 | 43x160MM           |
| Dimmerabile/Dimmable:            | NO                 |
| Tensione/Voltage:                | 220-240V           |
| Frequenza/Operating Frequency:   | 50/60Hz            |
| Cri:                             | 84                 |
| Classe Energetica/Energy Class:  | E                  |
| On/Off:                          | 0.5sec             |
| Accensioni/Switch:               | 7500               |



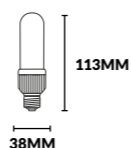
**1179 (360°)**  
L U M E N



|                                  |                    |
|----------------------------------|--------------------|
| <b>Cod. articolo/Item code:</b>  | <b>LED20024.65</b> |
| Codice Ean/Barcode:              | 8059606146690      |
| Attacco/Fitting:                 | E27                |
| Potenza/Power:                   | 6W                 |
| Equal Watt:                      | 46W                |
| <b>Colour Temperature:</b>       | <b>6500K</b>       |
| Luminosità/Lumen:                | 575 (360°)         |
| <b>Durata/Lifetime:</b>          | <b>15000</b>       |
| Fattore di potenza/Power Factor: | PF>0.5             |
| Dimensioni/Size:                 | 38x113MM           |
| Dimmerabile/Dimmable:            | NO                 |
| Tensione/Voltage:                | 220-240V           |
| Frequenza/Operating Frequency:   | 50/60Hz            |
| Cri:                             | 86                 |
| Classe Energetica/Energy Class:  | F                  |
| On/Off:                          | 0.5sec             |
| Accensioni/Switch:               | 7500               |



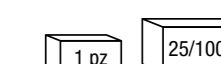
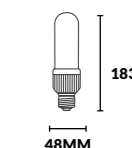
**575 (360°)**  
L U M E N



|                                  |                   |
|----------------------------------|-------------------|
| <b>Cod. articolo/Item code:</b>  | <b>LED20026.3</b> |
| Codice Ean/Barcode:              | 8057506772254     |
| Attacco/Fitting:                 | E27               |
| Potenza/Power:                   | 14W               |
| Equal Watt:                      | 94W               |
| <b>Colour Temperature:</b>       | <b>3000K</b>      |
| Luminosità/Lumen:                | 1595 (360°)       |
| <b>Durata/Lifetime:</b>          | <b>15000</b>      |
| Fattore di potenza/Power Factor: | PF>0.5            |
| Dimensioni/Size:                 | 48x183MM          |
| Dimmerabile/Dimmable:            | NO                |
| Tensione/Voltage:                | 220-240V          |
| Frequenza/Operating Frequency:   | 50/60Hz           |
| Cri:                             | 81                |
| Classe Energetica/Energy Class:  | E                 |
| On/Off:                          | 0.5sec            |
| Accensioni/Switch:               | 7500              |



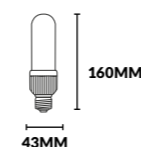
**1595 (360°)**  
L U M E N



|                                  |                   |
|----------------------------------|-------------------|
| <b>Cod. articolo/Item code:</b>  | <b>LED20025.3</b> |
| Codice Ean/Barcode:              | 8057506772193     |
| Attacco/Fitting:                 | E27               |
| Potenza/Power:                   | 10W               |
| Equal Watt:                      | 67W               |
| <b>Colour Temperature:</b>       | <b>3000K</b>      |
| Luminosità/Lumen:                | 1131 (360°)       |
| <b>Durata/Lifetime:</b>          | <b>15000</b>      |
| Fattore di potenza/Power Factor: | PF>0.5            |
| Dimensioni/Size:                 | 43x160MM          |
| Dimmerabile/Dimmable:            | NO                |
| Tensione/Voltage:                | 220-240V          |
| Frequenza/Operating Frequency:   | 50/60Hz           |
| Cri:                             | 80                |
| Classe Energetica/Energy Class:  | E                 |
| On/Off:                          | 0.5sec            |
| Accensioni/Switch:               | 7500              |



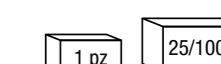
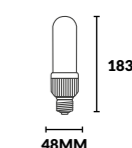
**1131 (360°)**  
L U M E N



|                                  |                    |
|----------------------------------|--------------------|
| <b>Cod. articolo/Item code:</b>  | <b>LED20026.65</b> |
| Codice Ean/Barcode:              | 8057506772285      |
| Attacco/Fitting:                 | E27                |
| Potenza/Power:                   | 14W                |
| Equal Watt:                      | 96W                |
| <b>Colour Temperature:</b>       | <b>6500K</b>       |
| Luminosità/Lumen:                | 1632 (360°)        |
| <b>Durata/Lifetime:</b>          | <b>15000</b>       |
| Fattore di potenza/Power Factor: | PF>0.5             |
| Dimensioni/Size:                 | 48x183MM           |
| Dimmerabile/Dimmable:            | NO                 |
| Tensione/Voltage:                | 220-240V           |
| Frequenza/Operating Frequency:   | 50/60Hz            |
| Cri:                             | 84                 |
| Classe Energetica/Energy Class:  | E                  |
| On/Off:                          | 0.5sec             |
| Accensioni/Switch:               | 7500               |



**1632 (360°)**  
L U M E N





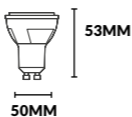
## Lampadine LED



|                                  |                   |
|----------------------------------|-------------------|
| Cod. articolo/Item code:         | <b>LED30027.3</b> |
| Codice Ean/Barcode:              | 8057506772315     |
| Attacco/Fitting:                 | GU10              |
| Potenza/Power:                   | 7W                |
| Equal Watt:                      | 37W               |
| <b>Colour Temperature:</b>       | <b>3000K</b>      |
| Luminosità/Lumen:                | 430 (360°)        |
| <b>Durata/Lifetime:</b>          | <b>15000</b>      |
| Fattore di potenza/Power Factor: | PF>0.5            |
| Dimensioni/Size:                 | 50x53MM           |
| Dimmerabile/Dimmable:            | NO                |
| Tensione/Voltage:                | 220-240V          |
| Frequenza/Operating Frequency:   | 50/60Hz           |
| Cri:                             | 80                |
| Classe Energetica/Energy Class:  | F                 |
| On/Off:                          | 0.5sec            |
| Accensioni/Switch:               | 7500              |




**430 (360°)**  
L U M E N



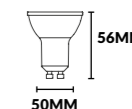
## Lampadine LED




|                                  |                   |
|----------------------------------|-------------------|
| Cod. articolo/Item code:         | <b>LED30028.4</b> |
| Codice Ean/Barcode:              | 8059606148304     |
| Attacco/Fitting:                 | GU10              |
| Potenza/Power:                   | 3W                |
| Equal Watt:                      | 25W               |
| <b>Colour Temperature:</b>       | <b>4000K</b>      |
| Luminosità/Lumen:                | 260 (360°)        |
| <b>Durata/Lifetime:</b>          | <b>15000</b>      |
| Fattore di potenza/Power Factor: | PF>0.4            |
| Dimensioni/Size:                 | 50x56MM           |
| Dimmerabile/Dimmable:            | NO                |
| Tensione/Voltage:                | 220-240V          |
| Frequenza/Operating Frequency:   | 50/60Hz           |
| Cri:                             | 83                |
| Classe Energetica/Energy Class:  | F                 |
| On/Off:                          | 0.5sec            |
| Accensioni/Switch:               | 7500              |



**260 (360°)**  
L U M E N



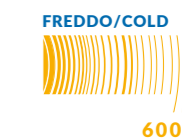
|                                  |                   |
|----------------------------------|-------------------|
| Cod. articolo/Item code:         | <b>LED30027.6</b> |
| Codice Ean/Barcode:              | 8057506772346     |
| Attacco/Fitting:                 | GU10              |
| Potenza/Power:                   | 7W                |
| Equal Watt:                      | 39W               |
| <b>Colour Temperature:</b>       | <b>6000K</b>      |
| Luminosità/Lumen:                | 450 (360°)        |
| <b>Durata/Lifetime:</b>          | <b>15000</b>      |
| Fattore di potenza/Power Factor: | PF>0.5            |
| Dimensioni/Size:                 | 50x53MM           |
| Dimmerabile/Dimmable:            | NO                |
| Tensione/Voltage:                | 220-240V          |
| Frequenza/Operating Frequency:   | 50/60Hz           |
| Cri:                             | 80                |
| Classe Energetica/Energy Class:  | F                 |
| On/Off:                          | 0.5sec            |
| Accensioni/Switch:               | 7500              |



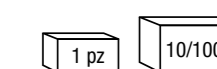
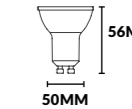
**450 (360°)**  
L U M E N




|                                  |                   |
|----------------------------------|-------------------|
| Cod. articolo/Item code:         | <b>LED30028.6</b> |
| Codice Ean/Barcode:              | 8059606147352     |
| Attacco/Fitting:                 | GU10              |
| Potenza/Power:                   | 3W                |
| Equal Watt:                      | 26W               |
| <b>Colour Temperature:</b>       | <b>6000K</b>      |
| Luminosità/Lumen:                | 265 (360°)        |
| <b>Durata/Lifetime:</b>          | <b>15000</b>      |
| Fattore di potenza/Power Factor: | PF>0.4            |
| Dimensioni/Size:                 | 50x56MM           |
| Dimmerabile/Dimmable:            | NO                |
| Tensione/Voltage:                | 220-240V          |
| Frequenza/Operating Frequency:   | 50/60Hz           |
| Cri:                             | 85                |
| Classe Energetica/Energy Class:  | F                 |
| On/Off:                          | 0.5sec            |
| Accensioni/Switch:               | 7500              |



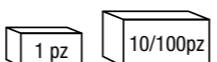
**265 (360°)**  
L U M E N



|                                  |                   |
|----------------------------------|-------------------|
| Cod. articolo/Item code:         | <b>LED30028.3</b> |
| Codice Ean/Barcode:              | 8057506772377     |
| Attacco/Fitting:                 | GU10              |
| Potenza/Power:                   | 3W                |
| Equal Watt:                      | 24W               |
| <b>Colour Temperature:</b>       | <b>3000K</b>      |
| Luminosità/Lumen:                | 255 (360°)        |
| <b>Durata/Lifetime:</b>          | <b>15000</b>      |
| Fattore di potenza/Power Factor: | PF>0.4            |
| Dimensioni/Size:                 | 50x56MM           |
| Dimmerabile/Dimmable:            | NO                |
| Tensione/Voltage:                | 220-240V          |
| Frequenza/Operating Frequency:   | 50/60Hz           |
| Cri:                             | 82                |
| Classe Energetica/Energy Class:  | F                 |
| On/Off:                          | 0.5sec            |
| Accensioni/Switch:               | 7500              |



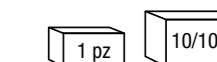
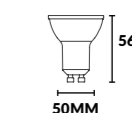
**255 (360°)**  
L U M E N



|                                  |                   |
|----------------------------------|-------------------|
| Cod. articolo/Item code:         | <b>LED30029.3</b> |
| Codice Ean/Barcode:              | 8059606146966     |
| Attacco/Fitting:                 | GU10              |
| Potenza/Power:                   | 5W                |
| Equal Watt:                      | 35W               |
| <b>Colour Temperature:</b>       | <b>3000K</b>      |
| Luminosità/Lumen:                | 430 (360°)        |
| <b>Durata/Lifetime:</b>          | <b>15000</b>      |
| Fattore di potenza/Power Factor: | PF>0.4            |
| Dimensioni/Size:                 | 50x56MM           |
| Dimmerabile/Dimmable:            | NO                |
| Tensione/Voltage:                | 220-240V          |
| Frequenza/Operating Frequency:   | 50/60Hz           |
| Cri:                             | 82                |
| Classe Energetica/Energy Class:  | F                 |
| On/Off:                          | 0.5sec            |
| Accensioni/Switch:               | 7500              |



**430 (360°)**  
L U M E N




## Lampadine LED



|                                  |                   |
|----------------------------------|-------------------|
| <b>Cod. articolo/Item code:</b>  | <b>LED30029.4</b> |
| Codice Ean/Barcode:              | 8059606146997     |
| Attacco/Fitting:                 | GU10              |
| Potenza/Power:                   | 5W                |
| Equal Watt:                      | 36W               |
| <b>Colour Temperature:</b>       | <b>4000K</b>      |
| Luminosità/Lumen:                | 435 (360°)        |
| <b>Durata/Lifetime:</b>          | <b>15000</b>      |
| Fattore di potenza/Power Factor: | PF>0.4            |
| Dimensioni/Size:                 | 50x56MM           |
| Dimmerabile/Dimmable:            | NO                |
| Tensione/Voltage:                | 220-240V          |
| Frequenza/Operating Frequency:   | 50/60Hz           |
| Cri:                             | 83                |
| Classe Energetica/Energy Class:  | F                 |
| On/Off:                          | 0.5sec            |
| Accensioni/Switch:               | 7500              |

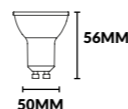
NEUTRO/NEUTRAL



4000K

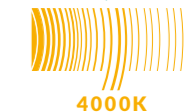


**435 (360°)**  
L U M E N



|                                  |                   |
|----------------------------------|-------------------|
| <b>Cod. articolo/Item code:</b>  | <b>LED30030.4</b> |
| Codice Ean/Barcode:              | 8059606148274     |
| Attacco/Fitting:                 | GU10              |
| Potenza/Power:                   | 7W                |
| Equal Watt:                      | 45W               |
| <b>Colour Temperature:</b>       | <b>4000K</b>      |
| Luminosità/Lumen:                | 530 (120°)        |
| <b>Angolo/Beam Angle:</b>        | <b>120°</b>       |
| <b>Durata/Lifetime:</b>          | <b>15000</b>      |
| Fattore di potenza/Power Factor: | PF>0.5            |
| Dimensioni/Size:                 | 50x57MM           |
| Dimmerabile/Dimmable:            | NO                |
| Tensione/Voltage:                | 220-240V          |
| Frequenza/Operating Frequency:   | 50/60Hz           |
| Cri:                             | 82                |
| Classe Energetica/Energy Class:  | F                 |
| On/Off:                          | 0.5sec            |
| Accensioni/Switch:               | 7500              |

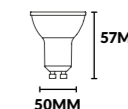
NEUTRO/NEUTRAL



4000K



**530 (120°)**  
L U M E N



|                                  |                   |
|----------------------------------|-------------------|
| <b>Cod. articolo/Item code:</b>  | <b>LED30029.6</b> |
| Codice Ean/Barcode:              | 8057506772407     |
| Attacco/Fitting:                 | GU10              |
| Potenza/Power:                   | 5W                |
| Equal Watt:                      | 37W               |
| <b>Colour Temperature:</b>       | <b>6000K</b>      |
| Luminosità/Lumen:                | 442 (360°)        |
| <b>Durata/Lifetime:</b>          | <b>15000</b>      |
| Fattore di potenza/Power Factor: | PF>0.4            |
| Dimensioni/Size:                 | 50x56MM           |
| Dimmerabile/Dimmable:            | NO                |
| Tensione/Voltage:                | 220-240V          |
| Frequenza/Operating Frequency:   | 50/60Hz           |
| Cri:                             | 85                |
| Classe Energetica/Energy Class:  | F                 |
| On/Off:                          | 0.5sec            |
| Accensioni/Switch:               | 7500              |

FREDDO/COLD



6000K




**442 (360°)**  
L U M E N



|                                  |                    |
|----------------------------------|--------------------|
| <b>Cod. articolo/Item code:</b>  | <b>LED30030.3D</b> |
| Codice Ean/Barcode:              | 8059606148700      |
| Attacco/Fitting:                 | GU10               |
| Potenza/Power:                   | 7W                 |
| Equal Watt:                      | 47W                |
| <b>Colour Temperature:</b>       | <b>3000K</b>       |
| Luminosità/Lumen:                | 595 (360°)         |
| <b>Durata/Lifetime:</b>          | <b>15000</b>       |
| Fattore di potenza/Power Factor: | PF>0.5             |
| Dimensioni/Size:                 | 50x56MM            |
| Dimmerabile/Dimmable:            | SI                 |
| Tensione/Voltage:                | 220-240V           |
| Frequenza/Operating Frequency:   | 50/60Hz            |
| Cri:                             | 81                 |
| Classe Energetica/Energy Class:  | F                  |
| On/Off:                          | 0.5sec             |
| Accensioni/Switch:               | 7500               |

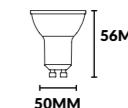
NEUTRO/NEUTRAL



4000K



**595 (360°)**  
L U M E N



|                                  |                   |
|----------------------------------|-------------------|
| <b>Cod. articolo/Item code:</b>  | <b>LED30030.3</b> |
| Codice Ean/Barcode:              | 8059606147024     |
| Attacco/Fitting:                 | GU10              |
| Potenza/Power:                   | 7W                |
| Equal Watt:                      | 42W               |
| <b>Colour Temperature:</b>       | <b>3000K</b>      |
| Luminosità/Lumen:                | 500 (120°)        |
| <b>Angolo/Beam Angle:</b>        | <b>120°</b>       |
| <b>Durata/Lifetime:</b>          | <b>15000</b>      |
| Fattore di potenza/Power Factor: | PF>0.5            |
| Dimensioni/Size:                 | 50x57MM           |
| Dimmerabile/Dimmable:            | NO                |
| Tensione/Voltage:                | 220-240V          |
| Frequenza/Operating Frequency:   | 50/60Hz           |
| Cri:                             | 81                |
| Classe Energetica/Energy Class:  | G                 |
| On/Off:                          | 0.5sec            |
| Accensioni/Switch:               | 7500              |

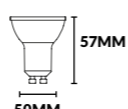
CALDO/WARM



3000K




**500 (120°)**  
L U M E N



|                                  |                    |
|----------------------------------|--------------------|
| <b>Cod. articolo/Item code:</b>  | <b>LED30030.4D</b> |
| Codice Ean/Barcode:              | 8057506772438      |
| Attacco/Fitting:                 | GU10               |
| Potenza/Power:                   | 7W                 |
| Equal Watt:                      | 48W                |
| <b>Colour Temperature:</b>       | <b>4000K</b>       |
| Luminosità/Lumen:                | 600 (360°)         |
| <b>Durata/Lifetime:</b>          | <b>15000</b>       |
| Fattore di potenza/Power Factor: | PF>0.5             |
| Dimensioni/Size:                 | 50x56MM            |
| Dimmerabile/Dimmable:            | SI                 |
| Tensione/Voltage:                | 220-240V           |
| Frequenza/Operating Frequency:   | 50/60Hz            |
| Cri:                             | 80                 |
| Classe Energetica/Energy Class:  | F                  |
| On/Off:                          | 0.5sec             |
| Accensioni/Switch:               | 7500               |

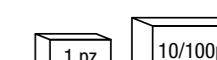
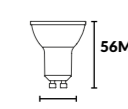
NEUTRO/NEUTRAL



4000K



**600 (360°)**  
L U M E N

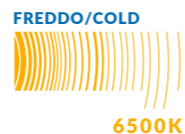




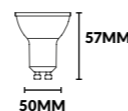
## Lampadine LED



|                                  |                    |
|----------------------------------|--------------------|
| <b>Cod. articolo/Item code:</b>  | <b>LED30030.65</b> |
| Codice Ean/Barcode:              | 8057506772469      |
| Attacco/Fitting:                 | GU10               |
| Potenza/Power:                   | 7W                 |
| Equal Watt:                      | 46W                |
| <b>Colour Temperature:</b>       | <b>6500K</b>       |
| Luminosità/Lumen:                | 562 (120°)         |
| <b>Angolo/Beam Angle:</b>        | <b>120°</b>        |
| <b>Durata/Lifetime:</b>          | <b>15000</b>       |
| Fattore di potenza/Power Factor: | PF>0.5             |
| Dimensioni/Size:                 | 50x57MM            |
| Dimmerabile/Dimmable:            | NO                 |
| Tensione/Voltage:                | 220-240V           |
| Frequenza/Operating Frequency:   | 50/60Hz            |
| Cri:                             | 83                 |
| Classe Energetica/Energy Class:  | F                  |
| On/Off:                          | 0.5sec             |
| Accensioni/Switch:               | 7500               |



**562 (120°)**  
L U M E N



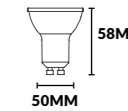
## Lampadine LED



|                                  |                   |
|----------------------------------|-------------------|
| <b>Cod. articolo/Item code:</b>  | <b>LED30031.6</b> |
| Codice Ean/Barcode:              | 8059606149929     |
| Attacco/Fitting:                 | GU10              |
| Potenza/Power:                   | 8,5W              |
| Equal Watt:                      | 62W               |
| <b>Colour Temperature:</b>       | <b>6000K</b>      |
| Luminosità/Lumen:                | 815 (360°)        |
| <b>Durata/Lifetime:</b>          | <b>20000</b>      |
| Fattore di potenza/Power Factor: | PF>0.5            |
| Dimensioni/Size:                 | 50x58MM           |
| Dimmerabile/Dimmable:            | NO                |
| Tensione/Voltage:                | 220-240V          |
| Frequenza/Operating Frequency:   | 50/60Hz           |
| Cri:                             | 82                |
| Classe Energetica/Energy Class:  | F                 |
| On/Off:                          | 0.5sec            |
| Accensioni/Switch:               | 10000             |



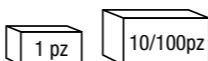
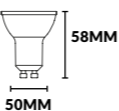
**815 (360°)**  
L U M E N



|                                  |                   |
|----------------------------------|-------------------|
| <b>Cod. articolo/Item code:</b>  | <b>LED30031.3</b> |
| Codice Ean/Barcode:              | 8059606149981     |
| Attacco/Fitting:                 | GU10              |
| Potenza/Power:                   | 8,5W              |
| Equal Watt:                      | 60W               |
| <b>Colour Temperature:</b>       | <b>3000K</b>      |
| Luminosità/Lumen:                | 806 (360°)        |
| <b>Durata/Lifetime:</b>          | <b>20000</b>      |
| Fattore di potenza/Power Factor: | PF>0.5            |
| Dimensioni/Size:                 | 50x58MM           |
| Dimmerabile/Dimmable:            | NO                |
| Tensione/Voltage:                | 220-240V          |
| Frequenza/Operating Frequency:   | 50/60Hz           |
| Cri:                             | 82                |
| Classe Energetica/Energy Class:  | F                 |
| On/Off:                          | 0.5sec            |
| Accensioni/Switch:               | 10000             |



**806 (360°)**  
L U M E N




|                                  |                     |
|----------------------------------|---------------------|
| <b>Cod. articolo/Item code:</b>  | <b>LED30031.3X3</b> |
| Codice Ean/Barcode:              | 8059606149899       |
| Attacco/Fitting:                 | GU10                |
| Potenza/Power:                   | 8,5W                |
| Equal Watt:                      | 60W                 |
| <b>Colour Temperature:</b>       | <b>3000K</b>        |
| Luminosità/Lumen:                | 806 (360°)          |
| <b>Durata/Lifetime:</b>          | <b>20000</b>        |
| Fattore di potenza/Power Factor: | PF>0.5              |
| Dimensioni/Size:                 | 50x58MM             |
| Dimmerabile/Dimmable:            | NO                  |
| Tensione/Voltage:                | 220-240V            |
| Frequenza/Operating Frequency:   | 50/60Hz             |
| Cri:                             | 82                  |
| Classe Energetica/Energy Class:  | F                   |
| On/Off:                          | 0.5sec              |
| Accensioni/Switch:               | 10000               |



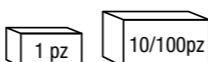
**806 (360°)**  
L U M E N




|                                  |                   |
|----------------------------------|-------------------|
| <b>Cod. articolo/Item code:</b>  | <b>LED30031.4</b> |
| Codice Ean/Barcode:              | 8059606149950     |
| Attacco/Fitting:                 | GU10              |
| Potenza/Power:                   | 8,5W              |
| Equal Watt:                      | 61W               |
| <b>Colour Temperature:</b>       | <b>4000K</b>      |
| Luminosità/Lumen:                | 810 (360°)        |
| <b>Durata/Lifetime:</b>          | <b>20000</b>      |
| Fattore di potenza/Power Factor: | PF>0.5            |
| Dimensioni/Size:                 | 50x58MM           |
| Dimmerabile/Dimmable:            | NO                |
| Tensione/Voltage:                | 220-240V          |
| Frequenza/Operating Frequency:   | 50/60Hz           |
| Cri:                             | 82                |
| Classe Energetica/Energy Class:  | F                 |
| On/Off:                          | 0.5sec            |
| Accensioni/Switch:               | 10000             |



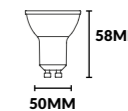
**810 (360°)**  
L U M E N



|                                  |                     |
|----------------------------------|---------------------|
| <b>Cod. articolo/Item code:</b>  | <b>LED30031.4X3</b> |
| Codice Ean/Barcode:              | 8059606149868       |
| Attacco/Fitting:                 | GU10                |
| Potenza/Power:                   | 8,5W                |
| Equal Watt:                      | 61W                 |
| <b>Colour Temperature:</b>       | <b>4000K</b>        |
| Luminosità/Lumen:                | 810 (360°)          |
| <b>Durata/Lifetime:</b>          | <b>20000</b>        |
| Fattore di potenza/Power Factor: | PF>0.5              |
| Dimensioni/Size:                 | 50x58MM             |
| Dimmerabile/Dimmable:            | NO                  |
| Tensione/Voltage:                | 220-240V            |
| Frequenza/Operating Frequency:   | 50/60Hz             |
| Cri:                             | 82                  |
| Classe Energetica/Energy Class:  | F                   |
| On/Off:                          | 0.5sec              |
| Accensioni/Switch:               | 10000               |



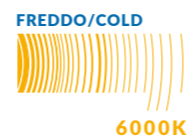
**810 (360°)**  
L U M E N



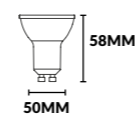
## Lampadine LED



|                                  |                     |
|----------------------------------|---------------------|
| Cod. articolo/Item code:         | <b>LED30031.6X3</b> |
| Codice Ean/Barcode:              | 8059606149837       |
| Attacco/Fitting:                 | GU10                |
| Potenza/Power:                   | 8,5W                |
| Equal Watt:                      | 62W                 |
| <b>Colour Temperature:</b>       | <b>6000K</b>        |
| Luminosità/Lumen:                | 815 (360°)          |
| <b>Durata/Lifetime:</b>          | <b>20000</b>        |
| Fattore di potenza/Power Factor: | PF>0.5              |
| Dimensioni/Size:                 | 50x58MM             |
| Dimmerabile/Dimmable:            | NO                  |
| Tensione/Voltage:                | 220-240V            |
| Frequenza/Operating Frequency:   | 50/60Hz             |
| Cri:                             | 82                  |
| Classe Energetica/Energy Class:  | F                   |
| On/Off:                          | 0.5sec              |
| Accensioni/Switch:               | 10000               |



**815 (360°)**  
LUMEN



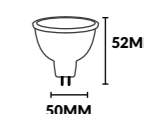
## Lampadine LED



|                                  |                   |
|----------------------------------|-------------------|
| Cod. articolo/Item code:         | <b>LED40033.3</b> |
| Codice Ean/Barcode:              | 8059606149776     |
| Attacco/Fitting:                 | GU5.3             |
| Potenza/Power:                   | 6W                |
| Equal Watt:                      | 40W               |
| <b>Colour Temperature:</b>       | <b>3000K</b>      |
| Luminosità/Lumen:                | 436 (360°)        |
| <b>Durata/Lifetime:</b>          | <b>15000</b>      |
| Fattore di potenza/Power Factor: | PF>0.5            |
| Dimensioni/Size:                 | 50x52MM           |
| Dimmerabile/Dimmable:            | NO                |
| Tensione/Voltage:                | 12V AC/DC         |
| Frequenza/Operating Frequency:   | 50/60Hz           |
| Cri:                             | 81                |
| Classe Energetica/Energy Class:  | G                 |
| On/Off:                          | 0.5sec            |
| Accensioni/Switch:               | 7500              |



**436 (360°)**  
LUMEN



|                                  |                   |
|----------------------------------|-------------------|
| Cod. articolo/Item code:         | <b>LED40032.3</b> |
| Codice Ean/Barcode:              | 8059606147444     |
| Attacco/Fitting:                 | GU5.3             |
| Potenza/Power:                   | 3W                |
| Equal Watt:                      | 20W               |
| <b>Colour Temperature:</b>       | <b>3000K</b>      |
| Luminosità/Lumen:                | 238 (120°)        |
| <b>Angolo/Beam Angle:</b>        | <b>120°</b>       |
| <b>Durata/Lifetime:</b>          | <b>15000</b>      |
| Fattore di potenza/Power Factor: | PF>0.4            |
| Dimensioni/Size:                 | 50x52MM           |
| Dimmerabile/Dimmable:            | NO                |
| Tensione/Voltage:                | 12V AC/DC         |
| Frequenza/Operating Frequency:   | 50/60Hz           |
| Cri:                             | 81                |
| Classe Energetica/Energy Class:  | F                 |
| On/Off:                          | 0.5sec            |
| Accensioni/Switch:               | 7500              |



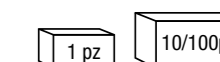
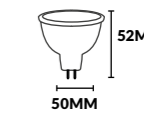
**238 (120°)**  
LUMEN



|                                  |                   |
|----------------------------------|-------------------|
| Cod. articolo/Item code:         | <b>LED40033.6</b> |
| Codice Ean/Barcode:              | 8059606149745     |
| Attacco/Fitting:                 | GU5.3             |
| Potenza/Power:                   | 6W                |
| Equal Watt:                      | 45W               |
| <b>Colour Temperature:</b>       | <b>6000K</b>      |
| Luminosità/Lumen:                | 550 (360°)        |
| <b>Durata/Lifetime:</b>          | <b>20000</b>      |
| Fattore di potenza/Power Factor: | PF>0.5            |
| Dimensioni/Size:                 | 50x52MM           |
| Dimmerabile/Dimmable:            | NO                |
| Tensione/Voltage:                | 12V AC/DC         |
| Frequenza/Operating Frequency:   | 50/60Hz           |
| Cri:                             | 83                |
| Classe Energetica/Energy Class:  | G                 |
| On/Off:                          | 0.5sec            |
| Accensioni/Switch:               | 10000             |



**550 (120°)**  
LUMEN



52

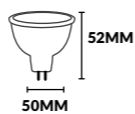
53



|                                  |                   |
|----------------------------------|-------------------|
| Cod. articolo/Item code:         | <b>LED40032.6</b> |
| Codice Ean/Barcode:              | 8059606149806     |
| Attacco/Fitting:                 | GU5.3             |
| Potenza/Power:                   | 3W                |
| Equal Watt:                      | 22W               |
| <b>Colour Temperature:</b>       | <b>6000K</b>      |
| Luminosità/Lumen:                | 246 (120°)        |
| <b>Angolo/Beam Angle:</b>        | <b>120°</b>       |
| <b>Durata/Lifetime:</b>          | <b>15000</b>      |
| Fattore di potenza/Power Factor: | PF>0.4            |
| Dimensioni/Size:                 | 50x52MM           |
| Dimmerabile/Dimmable:            | NO                |
| Tensione/Voltage:                | 12V AC/DC         |
| Frequenza/Operating Frequency:   | 50/60Hz           |
| Cri:                             | 84                |
| Classe Energetica/Energy Class:  | F                 |
| On/Off:                          | 0.5sec            |
| Accensioni/Switch:               | 7500              |



**246 (120°)**  
LUMEN





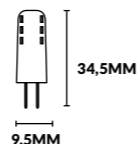
## Lampadine LED



|                                  |                   |
|----------------------------------|-------------------|
| <b>Cod. articolo/Item code:</b>  | <b>LED50034.3</b> |
| Codice Ean/Barcode:              | 8059606147055     |
| Attacco/Fitting:                 | G4                |
| Potenza/Power:                   | 1W                |
| Equal Watt:                      | 11W               |
| <b>Colour Temperature:</b>       | <b>3000K</b>      |
| Luminosità/Lumen:                | 112 (360°)        |
| <b>Durata/Lifetime:</b>          | <b>15000</b>      |
| Fattore di potenza/Power Factor: | PF>0.9            |
| Dimensioni/Size:                 | 9,5x34,5MM        |
| Dimmerabile/Dimmable:            | NO                |
| Tensione/Voltage:                | 12v AC/DC         |
| Frequenza/Operating Frequency:   | 50/60Hz           |
| Cri:                             | 83                |
| Classe Energetica/Energy Class:  | F                 |
| On/Off:                          | 0.5sec            |
| Accensioni/Switch:               | 7500              |



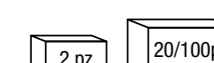
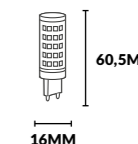
**112 (360°)**  
**LUMEN**



|                                  |                     |
|----------------------------------|---------------------|
| <b>Cod. articolo/Item code:</b>  | <b>LED60039.3X2</b> |
| Codice Ean/Barcode:              | 8059606148663       |
| Attacco/Fitting:                 | G9                  |
| Potenza/Power:                   | 5W                  |
| Equal Watt:                      | 39W                 |
| <b>Colour Temperature:</b>       | <b>3000K</b>        |
| Luminosità/Lumen:                | 444 (360°)          |
| <b>Durata/Lifetime:</b>          | <b>25000</b>        |
| Fattore di potenza/Power Factor: | PF>0.5              |
| Dimensioni/Size:                 | 16x60,5MM           |
| Dimmerabile/Dimmable:            | NO                  |
| Tensione/Voltage:                | 220-240V            |
| Frequenza/Operating Frequency:   | 50/60Hz             |
| Cri:                             | 82                  |
| Classe Energetica/Energy Class:  | F                   |
| On/Off:                          | 0.5sec              |
| Accensioni/Switch:               | 12500               |



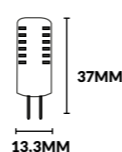
**444 (360°)**  
**LUMEN**




|                                  |                   |
|----------------------------------|-------------------|
| <b>Cod. articolo/Item code:</b>  | <b>LED50035.3</b> |
| Codice Ean/Barcode:              | 8059606149714     |
| Attacco/Fitting:                 | G4                |
| Potenza/Power:                   | 2W                |
| Equal Watt:                      | 18W               |
| <b>Colour Temperature:</b>       | <b>3000K</b>      |
| Luminosità/Lumen:                | 170 (360°)        |
| <b>Durata/Lifetime:</b>          | <b>15000</b>      |
| Fattore di potenza/Power Factor: | PF>0.5            |
| Dimensioni/Size:                 | 13,3x37MM         |
| Dimmerabile/Dimmable:            | NO                |
| Tensione/Voltage:                | 12v AC/DC         |
| Frequenza/Operating Frequency:   | 50/60Hz           |
| Cri:                             | 80                |
| Classe Energetica/Energy Class:  | G                 |
| On/Off:                          | 0.5sec            |
| Accensioni/Switch:               | 7500              |



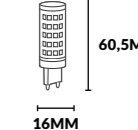
**170 (360°)**  
**LUMEN**



|                                  |                     |
|----------------------------------|---------------------|
| <b>Cod. articolo/Item code:</b>  | <b>LED60039.4X2</b> |
| Codice Ean/Barcode:              | 8059606148632       |
| Attacco/Fitting:                 | G9                  |
| Potenza/Power:                   | 5W                  |
| Equal Watt:                      | 42W                 |
| <b>Colour Temperature:</b>       | <b>4000K</b>        |
| Luminosità/Lumen:                | 539 (360°)          |
| <b>Durata/Lifetime:</b>          | <b>25000</b>        |
| Fattore di potenza/Power Factor: | PF>0.5              |
| Dimensioni/Size:                 | 16x60,5MM           |
| Dimmerabile/Dimmable:            | NO                  |
| Tensione/Voltage:                | 220-240V            |
| Frequenza/Operating Frequency:   | 50/60Hz             |
| Cri:                             | 83                  |
| Classe Energetica/Energy Class:  | F                   |
| On/Off:                          | 0.5sec              |
| Accensioni/Switch:               | 12500               |



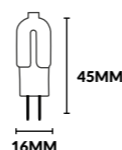
**539 (360°)**  
**LUMEN**



|                                  |                     |
|----------------------------------|---------------------|
| <b>Cod. articolo/Item code:</b>  | <b>LED50036.3X3</b> |
| Codice Ean/Barcode:              | 8059606149684       |
| Attacco/Fitting:                 | G4                  |
| Potenza/Power:                   | 2W                  |
| Equal Watt:                      | 14W                 |
| <b>Colour Temperature:</b>       | <b>3000K</b>        |
| Luminosità/Lumen:                | 142 (360°)          |
| <b>Durata/Lifetime:</b>          | <b>15000</b>        |
| Fattore di potenza/Power Factor: | PF>0.9              |
| Dimensioni/Size:                 | 16x45MM             |
| Dimmerabile/Dimmable:            | NO                  |
| Tensione/Voltage:                | 12v AC/DC           |
| Frequenza/Operating Frequency:   | 50/60Hz             |
| Cri:                             | 81                  |
| Classe Energetica/Energy Class:  | G                   |
| On/Off:                          | 0.5sec              |
| Accensioni/Switch:               | 7500                |



**142 (360°)**  
**LUMEN**





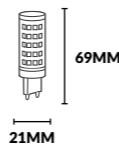
|                                  |                     |
|----------------------------------|---------------------|
| Cod. articolo/Item code:         | <b>LED60040.3X2</b> |
| Codice Ean/Barcode:              | 8059606147208       |
| Attacco/Fitting:                 | G9                  |
| Potenza/Power:                   | 7W                  |
| Equal Watt:                      | 47W                 |
| <b>Colour Temperature:</b>       | <b>3000K</b>        |
| Luminosità/Lumen:                | 629 (360°)          |
| <b>Durata/Lifetime:</b>          | <b>25000</b>        |
| Fattore di potenza/Power Factor: | PF>0.5              |
| Dimensioni/Size:                 | 21x69MM             |
| Dimmerabile/Dimmable:            | NO                  |
| Tensione/Voltage:                | 220-240V            |
| Frequenza/Operating Frequency:   | 50/60Hz             |
| Cri:                             | 82                  |
| Classe Energetica/Energy Class:  | F                   |
| On/Off:                          | 0.5sec              |
| Accensioni/Switch:               | 12500               |




3000K



**629 (360°)**  
L U M E N



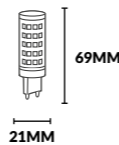
21MM



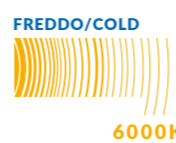
4000K



**633 (360°)**  
L U M E N



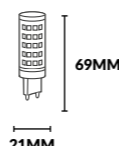
21MM



6000K



**700 (360°)**  
L U M E N



21MM



## Lampadine LED G4 perchè usarle?

Le lampadine G4 LED sono progettate per offrirti un'illuminazione omnidirezionale in spazi compatti, il che le rende la scelta ideale per progetti di illuminazione in cui lo spazio è limitato (ad esempio, illuminazione sotto il mobile, spazi abitativi accoglienti, illuminazione di attività ravvicinate, ecc.)






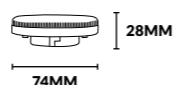
## Lampadine LED



|                                  |                   |
|----------------------------------|-------------------|
| Cod. articolo/Item code:         | <b>LED70042.3</b> |
| Codice Ean/Barcode:              | 8059606147260     |
| Attacco/Fitting:                 | GX53              |
| Potenza/Power:                   | 10W               |
| Equal Watt:                      | 65W               |
| <b>Colour Temperature:</b>       | <b>3000K</b>      |
| Luminosità/Lumen:                | 1030 (120°)       |
| <b>Angolo/Beam Angle:</b>        | <b>120°</b>       |
| <b>Durata/Lifetime:</b>          | <b>25000</b>      |
| Fattore di potenza/Power Factor: | PF>0.5            |
| Dimensioni/Size:                 | 74x28MM           |
| Dimmerabile/Dimmable:            | NO                |
| Tensione/Voltage:                | 220-240V          |
| Frequenza/Operating Frequency:   | 50/60Hz           |
| Cri:                             | 81                |
| Classe Energetica/Energy Class:  | E                 |
| On/Off:                          | 0.5sec            |
| Accensioni/Switch:               | 12500             |



**1030 (120°)**  
L U M E N



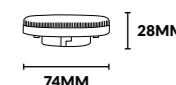
## Lampadine LED




|                                  |                    |
|----------------------------------|--------------------|
| Cod. articolo/Item code:         | <b>LED70043.3D</b> |
| Codice Ean/Barcode:              | 8059606148489      |
| Attacco/Fitting:                 | GX53               |
| Potenza/Power:                   | 12W                |
| Equal Watt:                      | 58W                |
| <b>Colour Temperature:</b>       | <b>3000K</b>       |
| Luminosità/Lumen:                | 835 (120°)         |
| <b>Angolo/Beam Angle:</b>        | <b>120°</b>        |
| <b>Durata/Lifetime:</b>          | <b>25000</b>       |
| Fattore di potenza/Power Factor: | PF>0.5             |
| Dimensioni/Size:                 | 74x28MM            |
| Dimmerabile/Dimmable:            | SI/YES             |
| Tensione/Voltage:                | 220-240V           |
| Frequenza/Operating Frequency:   | 50/60Hz            |
| Cri:                             | 82                 |
| Classe Energetica/Energy Class:  | G                  |
| On/Off:                          | 0.5sec             |
| Accensioni/Switch:               | 12500              |



**835 (120°)**  
L U M E N




|                                  |                   |
|----------------------------------|-------------------|
| Cod. articolo/Item code:         | <b>LED70042.4</b> |
| Codice Ean/Barcode:              | 8059606147291     |
| Attacco/Fitting:                 | GX53              |
| Potenza/Power:                   | 10W               |
| Equal Watt:                      | 70W               |
| <b>Colour Temperature:</b>       | <b>4000K</b>      |
| Luminosità/Lumen:                | 1080 (120°)       |
| <b>Angolo/Beam Angle:</b>        | <b>120°</b>       |
| <b>Durata/Lifetime:</b>          | <b>25000</b>      |
| Fattore di potenza/Power Factor: | PF>0.5            |
| Dimensioni/Size:                 | 74x28MM           |
| Dimmerabile/Dimmable:            | NO                |
| Tensione/Voltage:                | 220-240V          |
| Frequenza/Operating Frequency:   | 50/60Hz           |
| Cri:                             | 82                |
| Classe Energetica/Energy Class:  | E                 |
| On/Off:                          | 0.5sec            |
| Accensioni/Switch:               | 12500             |



**1080 (120°)**  
L U M E N




|                                  |                    |
|----------------------------------|--------------------|
| Cod. articolo/Item code:         | <b>LED70043.4D</b> |
| Codice Ean/Barcode:              | 8059606148458      |
| Attacco/Fitting:                 | GX53               |
| Potenza/Power:                   | 12W                |
| Equal Watt:                      | 60W                |
| <b>Colour Temperature:</b>       | <b>4000K</b>       |
| Luminosità/Lumen:                | 850 (120°)         |
| <b>Angolo/Beam Angle:</b>        | <b>120°</b>        |
| <b>Durata/Lifetime:</b>          | <b>25000</b>       |
| Fattore di potenza/Power Factor: | PF>0.5             |
| Dimensioni/Size:                 | 74x28MM            |
| Dimmerabile/Dimmable:            | SI/YES             |
| Tensione/Voltage:                | 220-240V           |
| Frequenza/Operating Frequency:   | 50/60Hz            |
| Cri:                             | 82                 |
| Classe Energetica/Energy Class:  | G                  |
| On/Off:                          | 0.5sec             |
| Accensioni/Switch:               | 12500              |



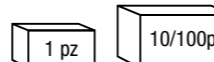
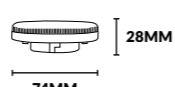
**850 (120°)**  
L U M E N




|                                  |                   |
|----------------------------------|-------------------|
| Cod. articolo/Item code:         | <b>LED70042.6</b> |
| Codice Ean/Barcode:              | 8059606147321     |
| Attacco/Fitting:                 | GX53              |
| Potenza/Power:                   | 10W               |
| Equal Watt:                      | 72W               |
| <b>Colour Temperature:</b>       | <b>6000K</b>      |
| Luminosità/Lumen:                | 1100 (120°)       |
| <b>Angolo/Beam Angle:</b>        | <b>120°</b>       |
| <b>Durata/Lifetime:</b>          | <b>25000</b>      |
| Fattore di potenza/Power Factor: | PF>0.5            |
| Dimensioni/Size:                 | 74x28MM           |
| Dimmerabile/Dimmable:            | NO                |
| Tensione/Voltage:                | 220-240V          |
| Frequenza/Operating Frequency:   | 50/60Hz           |
| Cri:                             | 81                |
| Classe Energetica/Energy Class:  | E                 |
| On/Off:                          | 0.5sec            |
| Accensioni/Switch:               | 12500             |



**1100 (120°)**  
L U M E N



|                                  |                    |
|----------------------------------|--------------------|
| Cod. articolo/Item code:         | <b>LED70043.6D</b> |
| Codice Ean/Barcode:              | 8059606148427      |
| Attacco/Fitting:                 | GX53               |
| Potenza/Power:                   | 12W                |
| Equal Watt:                      | 61W                |
| <b>Colour Temperature:</b>       | <b>6000K</b>       |
| Luminosità/Lumen:                | 864 (120°)         |
| <b>Angolo/Beam Angle:</b>        | <b>120°</b>        |
| <b>Durata/Lifetime:</b>          | <b>25000</b>       |
| Fattore di potenza/Power Factor: | PF>0.5             |
| Dimensioni/Size:                 | 74x28MM            |
| Dimmerabile/Dimmable:            | SI/YES             |
| Tensione/Voltage:                | 220-240V           |
| Frequenza/Operating Frequency:   | 50/60Hz            |
| Cri:                             | 82                 |
| Classe Energetica/Energy Class:  | G                  |
| On/Off:                          | 0.5sec             |
| Accensioni/Switch:               | 12500              |



**864 (120°)**  
L U M E N



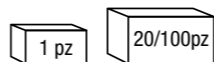
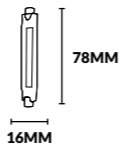
## Lampadine LED



|                                  |                   |
|----------------------------------|-------------------|
| Cod. articolo/Item code:         | <b>COB80001.3</b> |
| Codice Ean/Barcode:              | 8059606148397     |
| Attacco/Fitting:                 | R7S               |
| Potenza/Power:                   | 4W                |
| Equal Watt:                      | 38W               |
| <b>Colour Temperature:</b>       | <b>3000K</b>      |
| Luminosità/Lumen:                | 446 (360°)        |
| <b>Durata/Lifetime:</b>          | <b>20000</b>      |
| Fattore di potenza/Power Factor: | PF>0.5            |
| Dimensioni/Size:                 | 16x78MM           |
| Dimmerabile/Dimmable:            | NO                |
| Tensione/Voltage:                | 220-240V          |
| Frequenza/Operating Frequency:   | 50/60Hz           |
| Cri:                             | 83                |
| Classe Energetica/Energy Class:  | E                 |
| On/Off:                          | 0.5sec            |
| Accensioni/Switch:               | 10000             |



**446 (360°)**  
L U M E N



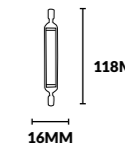
## Lampadine LED




|                                  |                   |
|----------------------------------|-------------------|
| Cod. articolo/Item code:         | <b>COB80003.3</b> |
| Codice Ean/Barcode:              | 8059606148120     |
| Attacco/Fitting:                 | R7S               |
| Potenza/Power:                   | 8W                |
| Equal Watt:                      | 72W               |
| <b>Colour Temperature:</b>       | <b>3000K</b>      |
| Luminosità/Lumen:                | 1005 (360°)       |
| <b>Durata/Lifetime:</b>          | <b>20000</b>      |
| Fattore di potenza/Power Factor: | PF>0.5            |
| Dimensioni/Size:                 | 16x118MM          |
| Dimmerabile/Dimmable:            | NO                |
| Tensione/Voltage:                | 220-240V          |
| Frequenza/Operating Frequency:   | 50/60Hz           |
| Cri:                             | 83                |
| Classe Energetica/Energy Class:  | E                 |
| On/Off:                          | 0.5sec            |
| Accensioni/Switch:               | 10000             |



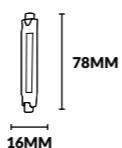
**1005 (360°)**  
L U M E N



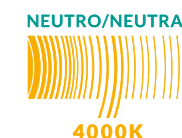
|                                  |                   |
|----------------------------------|-------------------|
| Cod. articolo/Item code:         | <b>COB80001.4</b> |
| Codice Ean/Barcode:              | 8059606148366     |
| Attacco/Fitting:                 | R7S               |
| Potenza/Power:                   | 4W                |
| Equal Watt:                      | 39W               |
| <b>Colour Temperature:</b>       | <b>4000K</b>      |
| Luminosità/Lumen:                | 460 (360°)        |
| <b>Durata/Lifetime:</b>          | <b>20000</b>      |
| Fattore di potenza/Power Factor: | PF>0.5            |
| Dimensioni/Size:                 | 16x78MM           |
| Dimmerabile/Dimmable:            | NO                |
| Tensione/Voltage:                | 220-240V          |
| Frequenza/Operating Frequency:   | 50/60Hz           |
| Cri:                             | 84                |
| Classe Energetica/Energy Class:  | E                 |
| On/Off:                          | 0.5sec            |
| Accensioni/Switch:               | 10000             |



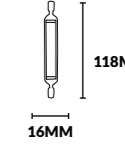
**460 (360°)**  
L U M E N




|                                  |                   |
|----------------------------------|-------------------|
| Cod. articolo/Item code:         | <b>COB80003.4</b> |
| Codice Ean/Barcode:              | 8059606148090     |
| Attacco/Fitting:                 | R7S               |
| Potenza/Power:                   | 8W                |
| Equal Watt:                      | 75W               |
| <b>Colour Temperature:</b>       | <b>4000K</b>      |
| Luminosità/Lumen:                | 1055 (360°)       |
| <b>Durata/Lifetime:</b>          | <b>20000</b>      |
| Fattore di potenza/Power Factor: | PF>0.5            |
| Dimensioni/Size:                 | 16x118MM          |
| Dimmerabile/Dimmable:            | NO                |
| Tensione/Voltage:                | 220-240V          |
| Frequenza/Operating Frequency:   | 50/60Hz           |
| Cri:                             | 83                |
| Classe Energetica/Energy Class:  | E                 |
| On/Off:                          | 0.5sec            |
| Accensioni/Switch:               | 10000             |



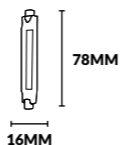
**1055 (360°)**  
L U M E N




|                                  |                   |
|----------------------------------|-------------------|
| Cod. articolo/Item code:         | <b>COB80001.6</b> |
| Codice Ean/Barcode:              | 8059606148335     |
| Attacco/Fitting:                 | R7S               |
| Potenza/Power:                   | 4W                |
| Equal Watt:                      | 40W               |
| <b>Colour Temperature:</b>       | <b>6000K</b>      |
| Luminosità/Lumen:                | 470 (360°)        |
| <b>Durata/Lifetime:</b>          | <b>15000</b>      |
| Fattore di potenza/Power Factor: | PF>0.5            |
| Dimensioni/Size:                 | 16x78MM           |
| Dimmerabile/Dimmable:            | NO                |
| Tensione/Voltage:                | 220-240V          |
| Frequenza/Operating Frequency:   | 50/60Hz           |
| Cri:                             | 80                |
| Classe Energetica/Energy Class:  | E                 |
| On/Off:                          | 0.5sec            |
| Accensioni/Switch:               | 7500              |



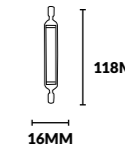
**470 (360°)**  
L U M E N



|                                  |                   |
|----------------------------------|-------------------|
| Cod. articolo/Item code:         | <b>COB80003.6</b> |
| Codice Ean/Barcode:              | 8059606148069     |
| Attacco/Fitting:                 | R7S               |
| Potenza/Power:                   | 8W                |
| Equal Watt:                      | 76W               |
| <b>Colour Temperature:</b>       | <b>6000K</b>      |
| Luminosità/Lumen:                | 1068 (360°)       |
| <b>Durata/Lifetime:</b>          | <b>20000</b>      |
| Fattore di potenza/Power Factor: | PF>0.5            |
| Dimensioni/Size:                 | 16x118MM          |
| Dimmerabile/Dimmable:            | NO                |
| Tensione/Voltage:                | 220-240V          |
| Frequenza/Operating Frequency:   | 50/60Hz           |
| Cri:                             | 83                |
| Classe Energetica/Energy Class:  | E                 |
| On/Off:                          | 0.5sec            |
| Accensioni/Switch:               | 10000             |



**1068 (360°)**  
L U M E N





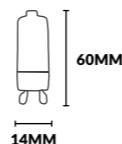
## Lampadine LED




|                                  |                   |
|----------------------------------|-------------------|
| Cod. articolo/Item code:         | <b>COB60004.3</b> |
| Codice Ean/Barcode:              | 8059606148038     |
| Attacco/Fitting:                 | G9                |
| Potenza/Power:                   | 4W                |
| Equal Watt:                      | 35W               |
| <b>Colour Temperature:</b>       | <b>3000K</b>      |
| Luminosità/Lumen:                | 478 (360°)        |
| <b>Durata/Lifetime:</b>          | <b>15000</b>      |
| Fattore di potenza/Power Factor: | PF>0.5            |
| Dimensioni/Size:                 | 14x60MM           |
| Dimmerabile/Dimmable:            | NO                |
| Tensione/Voltage:                | 220-240V          |
| Frequenza/Operating Frequency:   | 50/60Hz           |
| Cri:                             | 82                |
| Classe Energetica/Energy Class:  | E                 |
| On/Off:                          | 0.5sec            |
| Accensioni/Switch:               | 7500              |



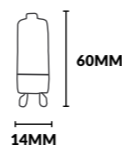
**478 (360°)**  
L U M E N




|                                  |                   |
|----------------------------------|-------------------|
| Cod. articolo/Item code:         | <b>COB60004.4</b> |
| Codice Ean/Barcode:              | 8059606147147     |
| Attacco/Fitting:                 | G9                |
| Potenza/Power:                   | 4W                |
| Equal Watt:                      | 37W               |
| <b>Colour Temperature:</b>       | <b>4000K</b>      |
| Luminosità/Lumen:                | 520 (360°)        |
| <b>Durata/Lifetime:</b>          | <b>15000</b>      |
| Fattore di potenza/Power Factor: | PF>0.5            |
| Dimensioni/Size:                 | 14x60MM           |
| Dimmerabile/Dimmable:            | NO                |
| Tensione/Voltage:                | 220-240V          |
| Frequenza/Operating Frequency:   | 50/60Hz           |
| Cri:                             | 84                |
| Classe Energetica/Energy Class:  | E                 |
| On/Off:                          | 0.5sec            |
| Accensioni/Switch:               | 7500              |



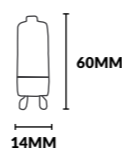
**520 (360°)**  
L U M E N



|                                  |                   |
|----------------------------------|-------------------|
| Cod. articolo/Item code:         | <b>COB60004.6</b> |
| Codice Ean/Barcode:              | 8059606148007     |
| Attacco/Fitting:                 | G9                |
| Potenza/Power:                   | 4W                |
| Equal Watt:                      | 38W               |
| <b>Colour Temperature:</b>       | <b>6000K</b>      |
| Luminosità/Lumen:                | 539 (360°)        |
| <b>Durata/Lifetime:</b>          | <b>15000</b>      |
| Fattore di potenza/Power Factor: | PF>0.5            |
| Dimensioni/Size:                 | 14x60MM           |
| Dimmerabile/Dimmable:            | NO                |
| Tensione/Voltage:                | 220-240V          |
| Frequenza/Operating Frequency:   | 50/60Hz           |
| Cri:                             | 84                |
| Classe Energetica/Energy Class:  | E                 |
| On/Off:                          | 0.5sec            |
| Accensioni/Switch:               | 7500              |



**539 (360°)**  
L U M E N





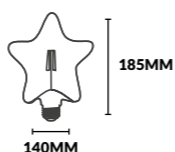
## Lampadine VINTAGE



|                                  |                    |
|----------------------------------|--------------------|
| <b>Cod. articolo/Item code:</b>  | <b>VIN20001.27</b> |
| Codice Ean/Barcode:              | 8059606147178      |
| Attacco/Fitting:                 | E27                |
| Potenza/Power:                   | 6W                 |
| Equal Watt:                      | 50W                |
| <b>Colour Temperature:</b>       | <b>2700K</b>       |
| Luminosità/Lumen:                | 600 (360°)         |
| <b>Durata/Lifetime:</b>          | <b>20000</b>       |
| Fattore di potenza/Power Factor: | PF>0.5             |
| Dimensioni/Size:                 | 140x185MM          |
| Dimmerabile/Dimmable:            | NO                 |
| Tensione/Voltage:                | 220-240V           |
| Frequenza/Operating Frequency:   | 50/60Hz            |
| Cri:                             | 81                 |
| Classe Energetica/Energy Class:  | F                  |
| On/Off:                          | 0.2sec             |
| Accensioni/Switch:               | 10000              |



**600 (360°)**  
**LUMEN**



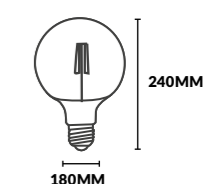
## Lampadine VINTAGE



|                                  |                    |
|----------------------------------|--------------------|
| <b>Cod. articolo/Item code:</b>  | <b>VIN20004.27</b> |
| Codice Ean/Barcode:              | 8059606147680      |
| Attacco/Fitting:                 | E27                |
| Potenza/Power:                   | 4W                 |
| Equal Watt:                      | 30W                |
| <b>Colour Temperature:</b>       | <b>2700K</b>       |
| Luminosità/Lumen:                | 343 (360°)         |
| <b>Durata/Lifetime:</b>          | <b>25000</b>       |
| Fattore di potenza/Power Factor: | PF>0.5             |
| Dimensioni/Size:                 | 180x240MM          |
| Dimmerabile/Dimmable:            | NO                 |
| Tensione/Voltage:                | 220-240V           |
| Frequenza/Operating Frequency:   | 50/60Hz            |
| Cri:                             | 81                 |
| Classe Energetica/Energy Class:  | F                  |
| On/Off:                          | 0.5sec             |
| Accensioni/Switch:               | 12500              |



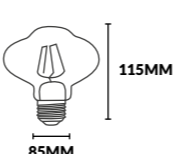
**343 (360°)**  
**LUMEN**



|                                  |                    |
|----------------------------------|--------------------|
| <b>Cod. articolo/Item code:</b>  | <b>VIN20002.27</b> |
| Codice Ean/Barcode:              | 8059606147628      |
| Attacco/Fitting:                 | E27                |
| Potenza/Power:                   | 4W                 |
| Equal Watt:                      | 35W                |
| <b>Colour Temperature:</b>       | <b>2700K</b>       |
| Luminosità/Lumen:                | 403 (360°)         |
| <b>Durata/Lifetime:</b>          | <b>20000</b>       |
| Fattore di potenza/Power Factor: | PF>0.5             |
| Dimensioni/Size:                 | 85x115MM           |
| Dimmerabile/Dimmable:            | NO                 |
| Tensione/Voltage:                | 220-240V           |
| Frequenza/Operating Frequency:   | 50/60Hz            |
| Cri:                             | 83                 |
| Classe Energetica/Energy Class:  | F                  |
| On/Off:                          | 0.2sec             |
| Accensioni/Switch:               | 10000              |



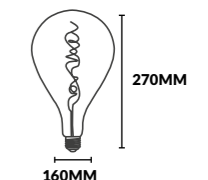
**403 (360°)**  
**LUMEN**



|                                  |                    |
|----------------------------------|--------------------|
| <b>Cod. articolo/Item code:</b>  | <b>VIN20005.27</b> |
| Codice Ean/Barcode:              | 8059606147703      |
| Attacco/Fitting:                 | E27                |
| Potenza/Power:                   | 5W                 |
| Equal Watt:                      | 26W                |
| <b>Colour Temperature:</b>       | <b>2700K</b>       |
| Luminosità/Lumen:                | 270 (360°)         |
| <b>Durata/Lifetime:</b>          | <b>15000</b>       |
| Fattore di potenza/Power Factor: | PF>0.5             |
| Dimensioni/Size:                 | 160x270MM          |
| Dimmerabile/Dimmable:            | NO                 |
| Tensione/Voltage:                | 220-240V           |
| Frequenza/Operating Frequency:   | 50/60Hz            |
| Cri:                             | 80                 |
| Classe Energetica/Energy Class:  | F                  |
| On/Off:                          | 0.5sec             |
| Accensioni/Switch:               | 7500               |



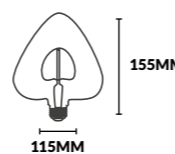
**270 (360°)**  
**LUMEN**



|                                  |                    |
|----------------------------------|--------------------|
| <b>Cod. articolo/Item code:</b>  | <b>VIN20003.27</b> |
| Codice Ean/Barcode:              | 8059606147659      |
| Attacco/Fitting:                 | E27                |
| Potenza/Power:                   | 5W                 |
| Equal Watt:                      | 25W                |
| <b>Colour Temperature:</b>       | <b>2700K</b>       |
| Luminosità/Lumen:                | 350 (360°)         |
| <b>Durata/Lifetime:</b>          | <b>15000</b>       |
| Fattore di potenza/Power Factor: | PF>0.5             |
| Dimensioni/Size:                 | 115x155MM          |
| Dimmerabile/Dimmable:            | NO                 |
| Tensione/Voltage:                | 220-240V           |
| Frequenza/Operating Frequency:   | 50/60Hz            |
| Cri:                             | 80                 |
| Classe Energetica/Energy Class:  | F                  |
| On/Off:                          | 0.2sec             |
| Accensioni/Switch:               | 7500               |



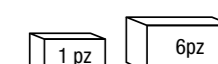
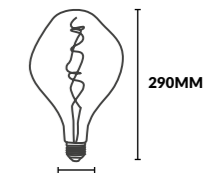
**350 (360°)**  
**LUMEN**



|                                  |                    |
|----------------------------------|--------------------|
| <b>Cod. articolo/Item code:</b>  | <b>VIN20006.27</b> |
| Codice Ean/Barcode:              | 8059606147727      |
| Attacco/Fitting:                 | E27                |
| Potenza/Power:                   | 4W                 |
| Equal Watt:                      | 30W                |
| <b>Colour Temperature:</b>       | <b>2700K</b>       |
| Luminosità/Lumen:                | 338 (360°)         |
| <b>Durata/Lifetime:</b>          | <b>20000</b>       |
| Fattore di potenza/Power Factor: | PF>0.5             |
| Dimensioni/Size:                 | 180x290MM          |
| Dimmerabile/Dimmable:            | NO                 |
| Tensione/Voltage:                | 220-240V           |
| Frequenza/Operating Frequency:   | 50/60Hz            |
| Cri:                             | 80                 |
| Classe Energetica/Energy Class:  | G                  |
| On/Off:                          | 0.5sec             |
| Accensioni/Switch:               | 12500              |



**338 (360°)**  
**LUMEN**



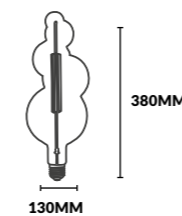


## Lampadine VINTAGE

|                                  |                    |
|----------------------------------|--------------------|
| Cod. articolo/Item code:         | <b>VIN20007.27</b> |
| Codice Ean/Barcode:              | 8059606147741      |
| Attacco/Fitting:                 | E27                |
| Potenza/Power:                   | 8W                 |
| Equal Watt:                      | 75W                |
| <b>Colour Temperature:</b>       | <b>2700K</b>       |
| Luminosità/Lumen:                | 1020 (360°)        |
| <b>Durata/Lifetime:</b>          | <b>20000</b>       |
| Fattore di potenza/Power Factor: | PF>0.5             |
| Dimensioni/Size:                 | 130x380MM          |
| Dimmerabile/Dimmable:            | NO                 |
| Tensione/Voltage:                | 220-240V           |
| Frequenza/Operating Frequency:   | 50/60Hz            |
| Cri:                             | 87                 |
| Classe Energetica/Energy Class:  | E                  |
| On/Off:                          | 0.5sec             |
| Accensioni/Switch:               | 12500              |



**1020 (360°)**  
L U M E N

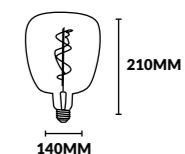


## Lampadine VINTAGE


|                                  |                       |
|----------------------------------|-----------------------|
| Cod. articolo/Item code:         | <b>VIN49.5 AM DIM</b> |
| Codice Ean/Barcode:              | 8059606147826         |
| Attacco/Fitting:                 | E27                   |
| Potenza/Power:                   | 5W                    |
| Equal Watt:                      | 29W                   |
| <b>Colour Temperature:</b>       | <b>2700K</b>          |
| Luminosità/Lumen:                | 310 (360°)            |
| <b>Durata/Lifetime:</b>          | <b>25000</b>          |
| Fattore di potenza/Power Factor: | PF>0.9                |
| Dimensioni/Size:                 | 140x210MM             |
| Dimmerabile/Dimmable:            | SI/YES                |
| Tensione/Voltage:                | 220-240V              |
| Frequenza/Operating Frequency:   | 50/60Hz               |
| On/Off:                          | 0.5sec                |
| Accensioni/Switch:               | 12500                 |



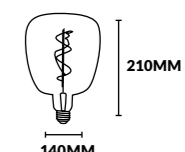
**310 (360°)**  
L U M E N



|                                  |                       |
|----------------------------------|-----------------------|
| Cod. articolo/Item code:         | <b>VIN49.5 SM DIM</b> |
| Codice Ean/Barcode:              | 8059606147857         |
| Attacco/Fitting:                 | E27                   |
| Potenza/Power:                   | 5W                    |
| Equal Watt:                      | 19W                   |
| <b>Colour Temperature:</b>       | <b>2700K</b>          |
| Luminosità/Lumen:                | 180 (360°)            |
| <b>Durata/Lifetime:</b>          | <b>25000</b>          |
| Fattore di potenza/Power Factor: | PF>0.9                |
| Dimensioni/Size:                 | 140x210MM             |
| Dimmerabile/Dimmable:            | SI/YES                |
| Tensione/Voltage:                | 220-240V              |
| Frequenza/Operating Frequency:   | 50/60Hz               |
| On/Off:                          | 0.5sec                |
| Accensioni/Switch:               | 12500                 |



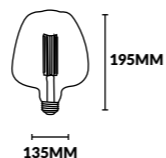
**180 (360°)**  
L U M E N



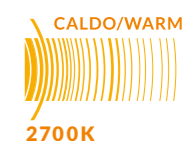
|                                  |                       |
|----------------------------------|-----------------------|
| Cod. articolo/Item code:         | <b>VIN48.4 AM DIM</b> |
| Codice Ean/Barcode:              | 8059606147765         |
| Attacco/Fitting:                 | E27                   |
| Potenza/Power:                   | 4W                    |
| Equal Watt:                      | 29W                   |
| <b>Colour Temperature:</b>       | <b>2700K</b>          |
| Luminosità/Lumen:                | 305 (360°)            |
| <b>Durata/Lifetime:</b>          | <b>25000</b>          |
| Fattore di potenza/Power Factor: | PF>0.9                |
| Dimensioni/Size:                 | 135x195MM             |
| Dimmerabile/Dimmable:            | SI/YES                |
| Tensione/Voltage:                | 220-240V              |
| Frequenza/Operating Frequency:   | 50/60Hz               |
| On/Off:                          | 0.5sec                |
| Accensioni/Switch:               | 12500                 |



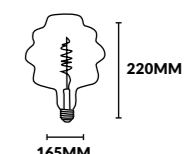
**305 (360°)**  
L U M E N



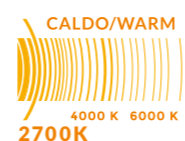
|                                  |                       |
|----------------------------------|-----------------------|
| Cod. articolo/Item code:         | <b>VIN30.4 AM DIM</b> |
| Codice Ean/Barcode:              | 8059606147888         |
| Attacco/Fitting:                 | E27                   |
| Potenza/Power:                   | 4W                    |
| Equal Watt:                      | 29W                   |
| <b>Colour Temperature:</b>       | <b>2700K</b>          |
| Luminosità/Lumen:                | 305 (360°)            |
| <b>Durata/Lifetime:</b>          | <b>15000</b>          |
| Fattore di potenza/Power Factor: | PF>0.8                |
| Dimensioni/Size:                 | 165x220MM             |
| Dimmerabile/Dimmable:            | SI/YES                |
| Tensione/Voltage:                | 220-240V              |
| Frequenza/Operating Frequency:   | 50/60Hz               |
| On/Off:                          | 0.5sec                |
| Accensioni/Switch:               | 7500                  |



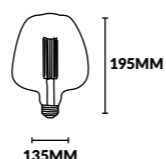
**305 (360°)**  
L U M E N



|                                  |                       |
|----------------------------------|-----------------------|
| Cod. articolo/Item code:         | <b>VIN48.4 SM DIM</b> |
| Codice Ean/Barcode:              | 8059606147796         |
| Attacco/Fitting:                 | E27                   |
| Potenza/Power:                   | 4W                    |
| Equal Watt:                      | 22W                   |
| <b>Colour Temperature:</b>       | <b>2700K</b>          |
| Luminosità/Lumen:                | 220 (360°)            |
| <b>Durata/Lifetime:</b>          | <b>25000</b>          |
| Fattore di potenza/Power Factor: | PF>0.9                |
| Dimensioni/Size:                 | 135x195MM             |
| Dimmerabile/Dimmable:            | SI/YES                |
| Tensione/Voltage:                | 220-240V              |
| Frequenza/Operating Frequency:   | 50/60Hz               |
| On/Off:                          | 0.5sec                |
| Accensioni/Switch:               | 12500                 |



**220 (360°)**  
L U M E N





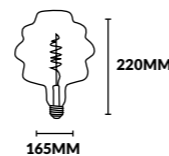
## Lampadine VINTAGE



|                                  |                       |
|----------------------------------|-----------------------|
| Cod. articolo/Item code:         | <b>VIN30.4 SM DIM</b> |
| Codice Ean/Barcode:              | 8059606147901         |
| Attacco/Fitting:                 | E27                   |
| Potenza/Power:                   | 4W                    |
| Equal Watt:                      | 15W                   |
| <b>Colour Temperature:</b>       | <b>2700K</b>          |
| Luminosità/Lumen:                | 135 (360°)            |
| <b>Durata/Lifetime:</b>          | <b>15000</b>          |
| Fattore di potenza/Power Factor: | PF>0.8                |
| Dimensioni/Size:                 | 165x220MM             |
| Dimmerabile/Dimmable:            | SI/YES                |
| Tensione/Voltage:                | 220-240V              |
| Frequenza/Operating Frequency:   | 50/60Hz               |
| On/Off:                          | 0.5sec                |
| Accensioni/Switch:               | 7500                  |



**135 (360°)**  
L U M E N



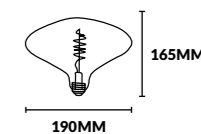
## Lampadine VINTAGE



|                                  |                       |
|----------------------------------|-----------------------|
| Cod. articolo/Item code:         | <b>VIN32.4 AM DIM</b> |
| Codice Ean/Barcode:              | 8059606147963         |
| Attacco/Fitting:                 | E27                   |
| Potenza/Power:                   | 4W                    |
| Equal Watt:                      | 31W                   |
| <b>Colour Temperature:</b>       | <b>2700K</b>          |
| Luminosità/Lumen:                | 340 (360°)            |
| <b>Durata/Lifetime:</b>          | <b>15000</b>          |
| Fattore di potenza/Power Factor: | PF>0.4                |
| Dimensioni/Size:                 | 190x165MM             |
| Dimmerabile/Dimmable:            | SI/YES                |
| Tensione/Voltage:                | 220-240V              |
| Frequenza/Operating Frequency:   | 50/60Hz               |
| On/Off:                          | 0.5sec                |
| Accensioni/Switch:               | 7500                  |



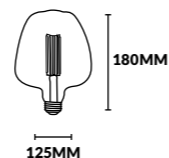
**340 (360°)**  
L U M E N



|                                  |                       |
|----------------------------------|-----------------------|
| Cod. articolo/Item code:         | <b>VIN31.8 AM DIM</b> |
| Codice Ean/Barcode:              | 8059606147925         |
| Attacco/Fitting:                 | E27                   |
| Potenza/Power:                   | 8W                    |
| Equal Watt:                      | 61W                   |
| <b>Colour Temperature:</b>       | <b>2700K</b>          |
| Luminosità/Lumen:                | 820 (360°)            |
| <b>Durata/Lifetime:</b>          | <b>15000</b>          |
| Fattore di potenza/Power Factor: | PF>0.5                |
| Dimensioni/Size:                 | 125x180MM             |
| Dimmerabile/Dimmable:            | SI/YES                |
| Tensione/Voltage:                | 220-240V              |
| Frequenza/Operating Frequency:   | 50/60Hz               |
| On/Off:                          | 0.5sec                |
| Accensioni/Switch:               | 7500                  |



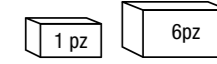
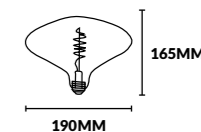
**820 (360°)**  
L U M E N



|                                  |                       |
|----------------------------------|-----------------------|
| Cod. articolo/Item code:         | <b>VIN32.4 SM DIM</b> |
| Codice Ean/Barcode:              | 8059606147987         |
| Attacco/Fitting:                 | E27                   |
| Potenza/Power:                   | 4W                    |
| Equal Watt:                      | 16W                   |
| <b>Colour Temperature:</b>       | <b>2700K</b>          |
| Luminosità/Lumen:                | 150 (360°)            |
| <b>Durata/Lifetime:</b>          | <b>15000</b>          |
| Fattore di potenza/Power Factor: | PF>0.4                |
| Dimensioni/Size:                 | 190x165MM             |
| Dimmerabile/Dimmable:            | SI/YES                |
| Tensione/Voltage:                | 220-240V              |
| Frequenza/Operating Frequency:   | 50/60Hz               |
| On/Off:                          | 0.5sec                |
| Accensioni/Switch:               | 7500                  |



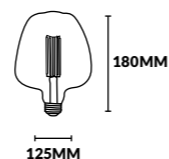
**150 (360°)**  
L U M E N



|                                  |                       |
|----------------------------------|-----------------------|
| Cod. articolo/Item code:         | <b>VIN31.8 SM DIM</b> |
| Codice Ean/Barcode:              | 8059606147949         |
| Attacco/Fitting:                 | E27                   |
| Potenza/Power:                   | 8W                    |
| Equal Watt:                      | 33W                   |
| <b>Colour Temperature:</b>       | <b>2700K</b>          |
| Luminosità/Lumen:                | 360 (360°)            |
| <b>Durata/Lifetime:</b>          | <b>15000</b>          |
| Fattore di potenza/Power Factor: | PF>0.5                |
| Dimensioni/Size:                 | 125x180MM             |
| Dimmerabile/Dimmable:            | SI/YES                |
| Tensione/Voltage:                | 220-240V              |
| Frequenza/Operating Frequency:   | 50/60Hz               |
| On/Off:                          | 0.5sec                |
| Accensioni/Switch:               | 7500                  |



**360 (360°)**  
L U M E N





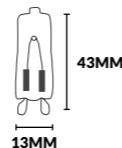
## Lampadine ALOGENE



|                                  |                      |
|----------------------------------|----------------------|
| Cod. articolo/Item code:         | <b>AL060001.28X2</b> |
| Codice Ean/Barcode:              | 8059606147598        |
| Attacco/Fitting:                 | G9                   |
| Potenza/Power:                   | 28W                  |
| Equal Watt:                      | 33W                  |
| <b>Colour Temperature:</b>       | <b>2800K</b>         |
| Luminosità/Lumen:                | 340 (360°)           |
| <b>Durata/Lifetime:</b>          | <b>2000</b>          |
| Fattore di potenza/Power Factor: | PF>1                 |
| Dimensioni/Size:                 | 13x43MM              |
| Dimmerabile/Dimmable:            | SI/YES               |
| Tensione/Voltage:                | 220-240V             |
| Frequenza/Operating Frequency:   | 50/60Hz              |
| Cri:                             | 100                  |
| Classe Energetica/Energy Class:  | G                    |
| On/Off:                          | ON 1min OFF 3min     |
| Accensioni/Switch:               | 6000                 |



**340 (360°)**  
**LUMEN**



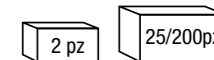
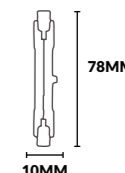
## Lampadine ALOGENE



|                                  |                      |
|----------------------------------|----------------------|
| Cod. articolo/Item code:         | <b>AL080004.28X2</b> |
| Codice Ean/Barcode:              | 8059606146249        |
| Attacco/Fitting:                 | R7S                  |
| Potenza/Power:                   | 80W                  |
| Equal Watt:                      | 96W                  |
| <b>Colour Temperature:</b>       | <b>2800K</b>         |
| Luminosità/Lumen:                | 1369 (360°)          |
| <b>Durata/Lifetime:</b>          | <b>2000</b>          |
| Fattore di potenza/Power Factor: | PF>1                 |
| Dimensioni/Size:                 | 10x78MM              |
| Dimmerabile/Dimmable:            | SI/YES               |
| Tensione/Voltage:                | 220-240V             |
| Frequenza/Operating Frequency:   | 50/60Hz              |
| Cri:                             | 100                  |
| Classe Energetica/Energy Class:  | G                    |
| On/Off:                          | ON 1min OFF 3min     |
| Accensioni/Switch:               | 6000                 |



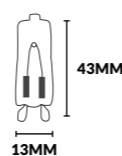
**1369 (360°)**  
**LUMEN**



|                                  |                      |
|----------------------------------|----------------------|
| Cod. articolo/Item code:         | <b>AL060002.28X2</b> |
| Codice Ean/Barcode:              | 8059606147567        |
| Attacco/Fitting:                 | G9                   |
| Potenza/Power:                   | 42W                  |
| Equal Watt:                      | 50W                  |
| <b>Colour Temperature:</b>       | <b>2800K</b>         |
| Luminosità/Lumen:                | 560 (360°)           |
| <b>Durata/Lifetime:</b>          | <b>2000</b>          |
| Fattore di potenza/Power Factor: | PF>1                 |
| Dimensioni/Size:                 | 13x43MM              |
| Dimmerabile/Dimmable:            | SI/YES               |
| Tensione/Voltage:                | 220-240V             |
| Frequenza/Operating Frequency:   | 50/60Hz              |
| Cri:                             | 100                  |
| Classe Energetica/Energy Class:  | G                    |
| On/Off:                          | ON 1min OFF 3min     |
| Accensioni/Switch:               | 6000                 |



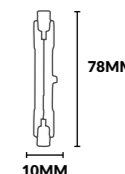
**560 (360°)**  
**LUMEN**



|                                  |                      |
|----------------------------------|----------------------|
| Cod. articolo/Item code:         | <b>AL080005.28X2</b> |
| Codice Ean/Barcode:              | 8059606146126        |
| Attacco/Fitting:                 | R7S                  |
| Potenza/Power:                   | 120W                 |
| Equal Watt:                      | 142W                 |
| <b>Colour Temperature:</b>       | <b>2800K</b>         |
| Luminosità/Lumen:                | 2223 (360°)          |
| <b>Durata/Lifetime:</b>          | <b>2000</b>          |
| Fattore di potenza/Power Factor: | PF>1                 |
| Dimensioni/Size:                 | 10x78MM              |
| Dimmerabile/Dimmable:            | SI/YES               |
| Tensione/Voltage:                | 220-240V             |
| Frequenza/Operating Frequency:   | 50/60Hz              |
| Cri:                             | 100                  |
| Classe Energetica/Energy Class:  | G                    |
| On/Off:                          | ON 1min OFF 3min     |
| Accensioni/Switch:               | 6000                 |



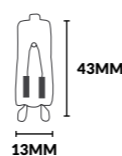
**2223 (360°)**  
**LUMEN**



|                                  |                      |
|----------------------------------|----------------------|
| Cod. articolo/Item code:         | <b>AL060003.28X2</b> |
| Codice Ean/Barcode:              | 8059606147536        |
| Attacco/Fitting:                 | G9                   |
| Potenza/Power:                   | 53W                  |
| Equal Watt:                      | 70W                  |
| <b>Colour Temperature:</b>       | <b>2800K</b>         |
| Luminosità/Lumen:                | 803 (360°)           |
| <b>Durata/Lifetime:</b>          | <b>2000</b>          |
| Fattore di potenza/Power Factor: | PF>1                 |
| Dimensioni/Size:                 | 13x43MM              |
| Dimmerabile/Dimmable:            | SI/YES               |
| Tensione/Voltage:                | 220-240V             |
| Frequenza/Operating Frequency:   | 50/60Hz              |
| Cri:                             | 100                  |
| Classe Energetica/Energy Class:  | G                    |
| On/Off:                          | ON 1min OFF 3min     |
| Accensioni/Switch:               | 6000                 |



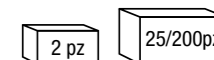
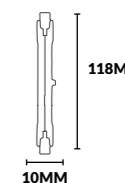
**803 (360°)**  
**LUMEN**



|                                  |                      |
|----------------------------------|----------------------|
| Cod. articolo/Item code:         | <b>AL080006.28X2</b> |
| Codice Ean/Barcode:              | 8059606146300        |
| Attacco/Fitting:                 | R7S                  |
| Potenza/Power:                   | 80W                  |
| Equal Watt:                      | 100W                 |
| <b>Colour Temperature:</b>       | <b>2800K</b>         |
| Luminosità/Lumen:                | 1381 (360°)          |
| <b>Durata/Lifetime:</b>          | <b>2000</b>          |
| Fattore di potenza/Power Factor: | PF>1                 |
| Dimensioni/Size:                 | 10x118MM             |
| Dimmerabile/Dimmable:            | SI/YES               |
| Tensione/Voltage:                | 220-240V             |
| Frequenza/Operating Frequency:   | 50/60Hz              |
| Cri:                             | 100                  |
| Classe Energetica/Energy Class:  | G                    |
| On/Off:                          | ON 1min OFF 3min     |
| Accensioni/Switch:               | 6000                 |



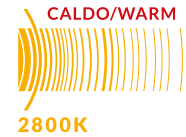
**1381 (360°)**  
**LUMEN**



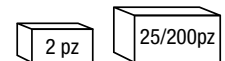
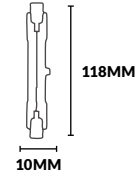
## Lampadine **ALOGENE**



|                                  |                      |
|----------------------------------|----------------------|
| <b>Cod. articolo/Item code:</b>  | <b>AL080007.28X2</b> |
| Codice Ean/Barcode:              | 8059606146270        |
| Attacco/Fitting:                 | R7S                  |
| Potenza/Power:                   | 120W                 |
| Equal Watt:                      | 152W                 |
| <b>Colour Temperature:</b>       | <b>2800K</b>         |
| Luminosità/Lumen:                | 2264 (360°)          |
| <b>Durata/Lifetime:</b>          | <b>2000</b>          |
| Fattore di potenza/Power Factor: | PF>1                 |
| Dimensioni/Size:                 | 10x118MM             |
| Dimmerabile/Dimmable:            | SI/YES               |
| Tensione/Voltage:                | 220-240V             |
| Frequenza/Operating Frequency:   | 50/60Hz              |
| Cri:                             | 100                  |
| Classe Energetica/Energy Class:  | G                    |
| On/Off:                          | ON 1min OFF 3min     |
| Accensioni/Switch:               | 6000                 |



**2264 (360°)**  
**L U M E N**




### Portalampada

|                                 |                      |
|---------------------------------|----------------------|
| <b>Cod. articolo/Item code:</b> | <b>LAM 49.100 CR</b> |
| Codice Ean/Barcode:             | 8058776898217        |
| Attacco/Fitting:                | E27                  |
| Potenza/Power:                  | 60W max              |
| Colore:                         | CROMO                |
| Dimensione rosone:              | Ø 100MM              |
| Lunghezza cavo/Cable length:    | 1,5 M                |
| Tensione/Voltage:               | 220-240V             |
| Inner/Master Quantity:          | 1pz / 50pz           |

|                                 |                      |
|---------------------------------|----------------------|
| <b>Cod. articolo/Item code:</b> | <b>LAM 50.100 OT</b> |
| Codice Ean/Barcode:             | 8058776898231        |
| Attacco/Fitting:                | E27                  |
| Potenza/Power:                  | 60W max              |
| Colore:                         | OTTONE               |
| Dimensione rosone:              | Ø 100MM              |
| Lunghezza cavo/Cable length:    | 1,5 M                |
| Tensione/Voltage:               | 220-240V             |
| Inner/Master Quantity:          | 1pz / 50pz           |

|                                 |                      |
|---------------------------------|----------------------|
| <b>Cod. articolo/Item code:</b> | <b>LAM 51.100 NE</b> |
| Codice Ean/Barcode:             | 8059606145471        |
| Attacco/Fitting:                | E27                  |
| Potenza/Power:                  | 60W max              |
| Colore:                         | CANNA DI FUCILE      |
| Dimensione rosone:              | Ø 100MM              |
| Lunghezza cavo/Cable length:    | 1,5 M                |
| Tensione/Voltage:               | 220-240V             |
| Inner/Master Quantity:          | 1pz / 50pz           |



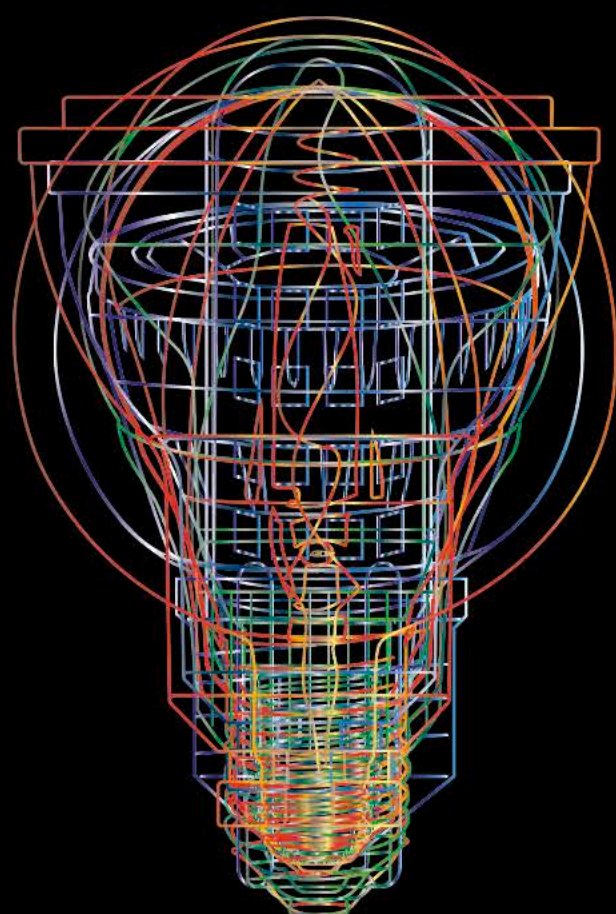


**VIVIDA**  
B U L B S

© 2022\_2023 VIVIDA BULBS

**DESIGNERS:**  
Copertina > Zuzanna Niespor  
Interno > Annamaria Guerra





**VIVIDA**  
B U L B S

**Vivida International Srl**  
Società a Socio Unico

**Via Tura dal Fiume 7**  
**47892 Gualdicciolo**  
**Repubblica di San Marino**  
**Tel. +378 0549 911438**  
**info@vividainternational.sm**  
**vividainternational.sm**